




# 2016 Community Health Needs Assessment Report and User Guide


Pike and Wayne Counties and  
Carbondale Area, PA

---

WAYNE MEMORIAL HOSPITAL  
JUNE 2016



HMS Associates  
Getzville, NY



# Contents

Forward	3
A. Community Served	4
B. Community Health Needs Assessment and Processes	6
1. Data and information	
2. Data collection and analysis	
3. Collaborative capacities	
C. Community Participation	11
1. Broad based participation	
2. Organizational participants	
3. Underserved populations	
D. Significant Health Needs and Prioritization Process	15
E. Potential Resources	18
F. Impact on 2013 Community Health Needs Assessment	22
Supportive Data Sets	
A. Region – Survey	
B. County or Community	
1. Survey Summary Charts – Community Service Need	
2. Potential Resources	
a. Listings	
b. Maps	

This Report and the Summary of the 2016 Community Health Needs Assessment are available for downloading at [www.wmh.org](http://www.wmh.org) or inspection at Wayne Memorial Hospital.

## Contact Information

Jack Dennis  
Manager of Grants, Development and Veterans Outreach  
Wayne Memorial Hospital and Community Health Centers  
601 Park Street  
Honesdale, PA 18431  
Phone: (570) 251– 6533  
Fax: (570) 253 – 8993  
Email: [dennis@wmh.org](mailto:dennis@wmh.org)

Prepared by HMS Associates  
Gregory Bonk, President  
2280 Millersport Highway  
P O Box 374  
Getzville, NY 14068  
Web: [www.askhms.com](http://www.askhms.com)  
Tel: (716) 868 – 6448  
Fax: (716) 689 – 6038  
Email: [gregorybonk@me.com](mailto:gregorybonk@me.com) or  
[Consulthms@aol.com](mailto:Consulthms@aol.com)

# Forward

This Report and User Guide provides detailed information on many aspects of the assessment. The Report is organized according to Community Health Needs Assessment reporting requirements of the federal Internal Revenue Service.

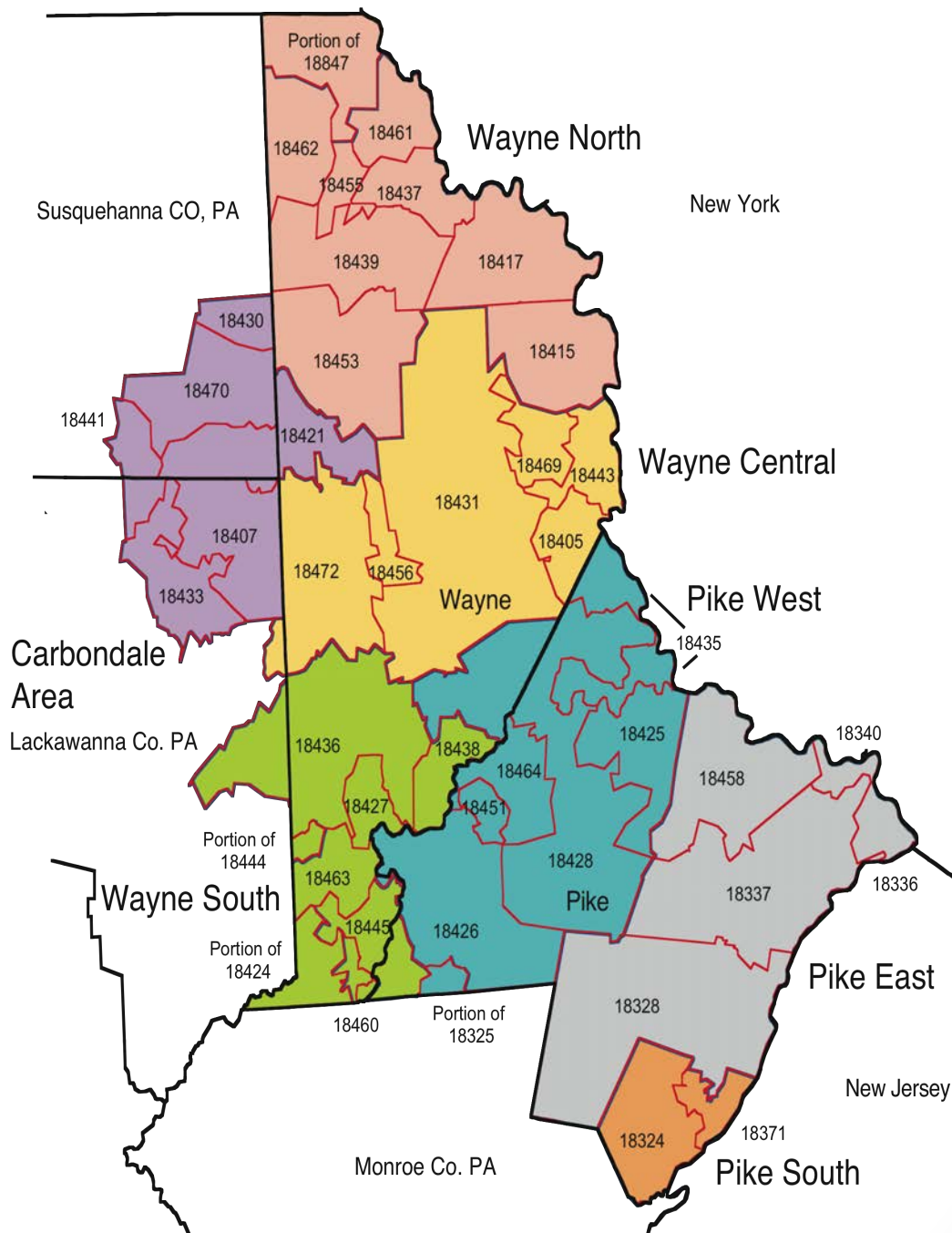
The Supportive Data Sets themselves may be most useful in that they provide information and analytics upon which assessment findings were based.

Comments on the assessment are appreciated.

## A. Community Served

- Wayne Memorial Hospital serves communities located in four counties in northeastern Pennsylvania which border New York State and New Jersey. Wayne Memorial Hospital is a full service hospital and Wayne Memorial Community Health Centers is a federally qualified health center (FQHC) is a key provider of health care services in the area. Seven different communities, most of which are located in either Pike or Wayne counties, PA, make up this service area. Individual assessments were conducted for each one because of the different characteristics of the communities, some of which relate to health disparities, and the different extents to which they rely upon Wayne Memorial for health care services.
  - Seven Communities - 135,023 people (2010 Census)
    - Carbondale Area (CA) – 27,672
    - Pike East (PE) – 29,604
    - Pike South (PS) – 10,461
    - Pike West (PW) – 20,328
    - Wayne Central (WC) – 23,986
    - Wayne North (WN) – 5,117
    - Wayne South (WS) – 17,855
  - Community boundaries are based upon zip code adjacency, population size, natural fit, and hospital preference. Service area is @100 miles in length from northwest to southeast corner. Population density for the Carbondale area is significantly higher (2,740 persons per square mile versus an average of 89 persons per square mile for Pike and Wayne Counties) than other communities.
- The population is projected to decline by 2021 to 132,874 people or 1.6%.
- The map on the following page depicts the area and these different communities.

Exhibit 1. Service Area Map



## B. Community Health Needs Assessment and Process

### 1. Data and information

Both normative and qualitative data were used in the assessment. Normative data was obtained from 7 major secondary sources and qualitative data was obtained primarily through the Community Health Needs Internet Based Survey and interviews with community and health care leadership throughout the service area. A brief description of these normative sources follows:

- Demographics – US Census 2010 and 2021 Forecasts (Nielsen/Claritas) – County and Community
- Birth Certificate Reports, 2011 through 2013 – Pennsylvania Department of Health\* – County and Community
- Death Certificate Reports, 2011 through 2013 – Pennsylvania Department of Health\* – County and Community
- Acute Care Hospital Discharge Abstract Reports for NJ, NY and PA Hospitals – County and Community
  - New York – 2013 – US Department of Health and Human Services (DHHS), Agency for Healthcare Research and Quality (AHRQ) – Healthcare Cost and Utilization Project (HCUP)
  - New Jersey – 2013 – US Department of Health and Human Services (DHHS), Agency for Healthcare Research and Quality (AHRQ) – Healthcare Cost and Utilization Project (HCUP)
  - Pennsylvania – 2014 – Pennsylvania Health Care Cost Containment Council (PHC4) through Wayne Memorial Hospital
  - Aggregate data from three states was analyzed
- Medicare Claims Data – US Department of Health and Human Services (DHHS), Health Research and Services Administration (HRSA) - County, Office of Minority Health (OMH) - 2014
- Health Needs Internet Survey (1,110 respondents), May 2016 – County and Community – HMS Associates, Getzville, NY
- Community Leadership and Consumer Conversations (40 individuals; 10 locations), May 2016 – HMS Associates, Getzville, NY

Key policy related documents that were reviewed included the Healthy People 2020 assessment and the State Health Improvement Plan (SHIP) prepared by the Pennsylvania Department of Health. Data limitations in general pertained to size of some communities, different reporting periods, and reporting incongruities.

\* Pennsylvania Department of Health REQUIRED DISCLAIMER: "These data were provided by the Bureau of Health Statistics and Research, Pennsylvania Department of Health. The Department specifically disclaims responsibility for any analyses, interpretations or conclusions."

## 2. Data Collection and Analysis\*

The multi-faceted needs assessment methodology used both quantitative or normative inputs and qualitative data. Given the size and considerable differences in community demographics in the service area (for example, Pike East is a weekend commuter community within 85 miles of the greater New York City area, Wayne North, a rural isolated community; and Carbondale, a small rural city), a major feature of the assessment was that analyses were done at the community or sub-county level. Hence a key requirement for the majority of quantitative data sources and subsequent analyses was the availability of data at the zip code or zip code aggregate level. Community level analyses were critical in achieving significant need selection which recognized significant differences in the seven communities within the overall service area and did not obscure the needs of small communities due to lack of large populations.

### Quantitative

HMS' Primary and Preventive Health Care Services Need Index (PCNI) was used to quantitatively assess variations in community need due to demographic, reproductive health, chronic disease and access to primary care community characteristics.

The Primary Care Need Index is a quantitative method developed by HMS Associates over the past twenty years, beginning with HMS' work in assisting county health departments and general hospitals in New York State with their regulatory needs assessment responsibilities. The methodology's utility is in part based upon its ability to develop and apply relevant benchmarks for assessing significant variation across multiple data sources at zip code-based community or rural county levels. Significance, as a result, is defined by rank or comparative standing.

The Index models the standard Medical Underserved Area or Community metric and draws on data from demographic sources, vital statistics reports and hospital utilization. Aspects of the Index have been applied to assessment projects in Arizona, Kansas, Michigan, New York, New Jersey, Pennsylvania, and Tennessee.

The data by source are listed on the previous page. Data sets at the county, zip code or aggregate zip code level were requested directly from those sources. Key variables in the data sets by PCNI component are listed in Exhibit 2. Primary Care Need Index Components. For this study, benchmarks included the nine counties in Pennsylvania Health Care Cost Containment Council Region 6 and community level analyses were based on the seven communities in the study. County or community values in the poorest 30% of those studied warrant consideration as an indication of high need.

\*See Supportive Data Sets Section for Detailed Analytical Findings



Consequently, an area's rank on the PCNI, ranks for each component and ranks for each individual metric, rather than deviation from a statistical norm was the determinant of potential high need. In most instances, metric values are percentages of totals (44% of all births were to unmarried women) with the exception of Preventable Inpatient Use metrics which are population based rates.

#### Exhibit 2. Primary Care Need Index Components and Metrics

- DEMOGRAPHIC NEED (Projections 2021)
  - Age 65+
  - Female: Age 15 – 44
  - 25+, Less than High School Graduate and above
  - Families Below Poverty
  - Below Poverty, Single Head of Household, Kids < 5 and 5 – 17
  - Population Not White
  
- HEALTH STATUS – REPRODUCTIVE (2011-2013)
  - Age of Mother: 15-19
  - Birth Weight: <1500 Grams
  - Birth Weight: 1500-2499 Grams
  - MOM's Weight Status: Underweight
  - MOM's Weight Status: Overweight
  - MOM's Weight Status: Obese
  - Highest Grade Completed by Mother: Grade 9-12, No Diploma
  - Mother: Unmarried: Total Unmarried
  - Mother: Unmarried: Age of Mother: 19 & Under
  - First Trimester Prenatal Visit: No
  - Smoking Status During Pregnancy: Yes
  
- HEALTH STATUS - CHRONIC DISEASE (2011-2013)
  - Disease of Heart: Total
  - Disease of Heart: Ischemic Excluding AMI
  - Disease of Heart: Acute Myocardial Infarction (AMI)
  - Disease of Heart: Other Heart Disease
  - Malignant Neoplasms: Total Malignant Neoplasms
  - Malignant Neoplasms: Lung and Bronchus
  - Malignant Neoplasms: All Other Sites
  - Cerebrovascular
  - Disease Chronic Lower Respiratory Disease
  - Alzheimer's Disease
  - Diabetes Mellitus
  - All Other Causes
  - Accidents – All
  
- PREVENTABLE INPATIENT USE (2013 and 2014) - Modeled after Ambulatory Care Sensitive Conditions (ACSC)
  - All ages Inpatient Discharge Rate
  - 0 to 17 Inpatient Discharge Rate
  - 18 to 64 Inpatient Discharge Rate

## Qualitative

Qualitative data on community opinions and views, indicative in part of a community's readiness for program development or expansion, were gathered from an internet based survey with 22 questions and 1,110 respondent as well as form open-ended face-to-face interviews with 40 individuals at ten locations in the region. Over 40 organizations distributed email invitations to their constituents for the survey and it was advertised in local media. Exhibit 3. Internet Survey Questions listed all the questions on the instrument. During the interviews, participants were asked to discuss their view of the community's most pressing or emerging needs as well as any potential responses to those needs occurring or planned to occur in the next year. Content analysis was conducted on the data from the open-ended interviews and on responses to the general comment section of the internet survey. The results of the analyses are described in the Executive Summary of the 2016 Assessment at [www.wmh.org](http://www.wmh.org).

### 3. Collaborative Capacities

There were no formal linkages with organizations conducting current or recent community health needs assessments or studies in the area. Formal collaborative partners for the assessment were Wayne Memorial Hospital, Wayne Memorial Community Health Centers (WMCHC) and HMS Associates, the consulting firm which conducted the study. WMCHC uses similar boundaries to WMH to define its service area and substantiate needs throughout the area. Numerous collaborative capacities are associated with the assessment through data acquisition, analysis and significant need selection. They represent potential implementation partners and include:

- Local School Districts
- Local Community Organizations
- County Legislatures
- County Departments such as Mental Health and Substance Abuse

A listing of participants in the community participants section of the report provides details on potential collaborative partners within the area.

A variety of collaborative exchanges took place during the assessment process. The most formal mechanism was the Assessment Advisory Committee which had representation from health care providers, government, local business and schools throughout the region. The 19 member group met in person four times and shared perspectives on the design of the assessment, local needs and service strengths and weaknesses. The Internet Survey design and significant need selection process was heavily influenced by the committee members. See Exhibit 3 for the list of survey questions. Findings are displayed in the Supportive Data Sets.

### Exhibit 3. Internet Survey Questions

- Q 1. What is your age?
- Q 2. Are you male or female?
- Q 3. Are you currently employed or retired? If so, please indicate below:
- Q 4. Are you currently employed in or retired from the health care, prevention, behavioral health, dental care or human services areas? If so, please check those that apply:
- Q 5. If you checked none of the above in the last question and you are employed or retired, please indicate your current or past type of employment and status - full time or part time.
- Q 6. Are you a full time or part time resident of Pike or Wayne Counties or the Carbondale area? If so, please so indicate which AND the length of time during which you were either a full or part time resident.
- Q 7. In what area of the region do you reside? Please refer to the map above.
- Q 8. How did you learn about this survey?
- Q 9. Do you have a family doctor/primary care practitioner?
- Q 10. Please rate the following services based on your view of the need for additional outpatient, unless otherwise indicated, capacity, i.e., more doctors, nurses, health, mental health, or dental health related practitioners or clinics.
- Q 11. Please rate the following supportive services based on your view of the need for additional capacity.
- Q 12. Please indicate which population groups are in need of additional primary care services.
- Q 13. Please rate the importance of the following aspects of health care services:
- Q 14. Have you or your family recently gone to a hospital ER in these cities for care? If so, please indicate where and approximately how often.
- Q 15. What types of specialty health care services are most needed in the area?
- Q 16. Have you or your family gone outside of the area for specialty care?
- Q 17. Please indicate where specialty care was received outside the area and how often where applicable.
- Q 18. Which type(s) of specialty care did you receive outside the area and were they delivered to you as an inpatient or outpatient?
- Q 19. We are concerned about the needs of children and youth in the area. Please rate the following topics.
- Q 20. Quality of care has been shown to improve in hospitals which are designed to be more pleasant, comfortable and supportive of patients and their families. Please rate the importance of the following hospital physical characteristics in terms of their impact on the quality or effectiveness of your care at Wayne Memorial Hospital during a hospital stay.
- Q 21. Over the past five years, do you feel that the quality of services locally has improved, remained the same or declined?
- Q 22. Please rate the importance of the following organizations or groups in promoting healthy lifestyles.

## C. Community Participation

### 1. Broad based participation

Three mechanisms were used to assure adequate representation of the community within the assessment process. First and perhaps foremost, the assessment was guided by a 19 member advisory committee with individuals from throughout the area. This group reflected the different communities in the area as well as the interests and expertise of schools, health care, community health, behavioral health care, public health, community organizations, businesses and local government. The Assessment Advisory Committee included:

- Jessica Aquilina, Forest City Region School District
- Michele Bannon, City of Carbondale
- Michael Campbell, MD, Wayne Memorial Community Health Centers – Honesdale, Behavioral Health
- Donna Decker, Wayne Memorial Hospital – Community Health
- Carrie Demers, MD, Center for Health/Healing
- Jack Dennis, Wayne Memorial Hospital – Development and Veterans Programs
- Maria Diehl, Wayne Memorial Hospital – Public Relations
- Rashesh Dholakia, MD, MPH, Wayne Memorial Community Health Centers – Lords Valley, Behavioral Health
- Juliann Doyle, Wayne Memorial Hospital Advisory Board
- Steve Durkin, Carbondale YMCA
- Dave Hoff, Wayne Memorial Hospital - Administration
- Joann Hudak, Wallenpaupack Area School District
- Fred Jackson, Wayne Memorial Community Health Centers – Administration
- Wendell Kay, Wayne County Commissioner
- Dirk Mumford, Wayne Memorial Hospital
- Lee Oakes, Wayne Memorial Hospital
- Jim Pettinato, Wayne Memorial Hospital – Administration.
- Patrick Pugliese, MD, Wayne Memorial Hospital – Emergency Department
- Martha Wilson, Wayne Memorial Hospital System Board and Auxiliary

Four face-to-face meetings took place during the first half of 2016, with findings adopted in June 2016. In addition to overseeing all aspects of the project, the committee was instrumental in:

- Defining the geographic boundaries of the seven communities studied
- Providing numerous adjustments to the internet based survey
- Contacting organizations which agreed to distribute the survey to their members and participate in conversations on health needs in the area
- Reviewing the results of the assessment
- Selecting priorities and
- Authorizing the final report for hospital board consideration

The second mechanism was the use of face-to-face interviews conducted during the week of April 18th through 22nd with 40 individuals at 10 locations throughout the area. Similar proportions of interviewees were from Pike and Wayne Counties and the Carbondale area. People from several sectors of the community were interviewed.

Exhibit 4. Interviewees Community Sector

Sector	Interviewees
Business	7.5%
Consumer	5.0%
Education	17.5%
Elected official	15.0%
Health	20.0%
Human Services	7.5%
Mental Health	10.0%
Patients	17.5%
Grand Total	100.0%

Each interview participant was asked to provide his or her view of current or emerging needs and any new programs initiated or planned for the next year to address those needs. Content analyses of interview results were performed and need topics with the highest number of mentions were considered for significant need selection for the overall service area.

The third mechanism for ensuring adequate community participation was the Community Health Needs Assessment Internet Survey administered during the month of May 2016. The survey was publicized by health and behavioral health organizations, community groups, local government, word-of-mouth and the print media. 40 organizations in the area agreed to distribute an email notice advertising the survey to their constituents. 1,110 responses were generated. Most people responded via the community or civic organization channel.

Exhibit 5. Source of Internet Notification

Sector	Percent Responses
Health or behavioral care provider	16.8%
Community or civic organization	23.1%
School	14.0%
Friend or associate	6.3%
Library	0.1%
Media	5.2%
Local government	8.8%
Other (please specify)	25.6%
Total	100.0%

2. Nature and extent of input

Interviews from 26 different organizations, organizational divisions or businesses were conducted and are potential organizational collaborative partners. Those organizations and sectors of the community are presented in Exhibit 6.

Exhibit 6. Organizations Interviewed by Sector

Sector	Organization
Business	Forest City News
Business	Pike Economic Development Agency
Business	North-Eastern Pennsylvania Telephone Company
Education	Carbondale Area School District
Education	Forest City Area School District
Education	Wallenpaupack Area School District
Education	Wayne Highlands School District
Education	Wayne Elementary School
Education	Western Wayne Area School District
Elected official	Carbondale City Clerk's Office
Elected officials	Pike County Commissioners
Elected official	Wayne County Commissioner
Elected official	Wayne County Coroner's Office
Health	Wayne Memorial Hospital – Administration
Health	Wayne Memorial Hospital – Board or Advisory Committee
Health	Wayne Memorial Hospital – Clinicians
Health	Wayne Memorial Community Health Centers - Administration
Health	Wayne Memorial Community Health Centers - Clinicians
Health	Honesdale Fire Department
Human Services	Carbondale YMCA
Human Services	Hamlin Library
Human Services	Pike Area Agency on Aging
Mental Health	NHS Human Services
Mental Health	Wayne County Behavioral Health Administration
Mental Health	Wayne Memorial Community Health Centers - Behavioral Health Clinician

Behavioral health was reported to be the dominant need overall and for several sectors, notably educators and elected officials. Health related concerns were second, led by businesses. The human services sector focused largely on social condition related needs. These content area are summarized by sector in Exhibit 7.

Exhibit 7. Interview Content Areas by Sector

Sector	Behavioral Health	Chronic Disease	Health	Public Health	Social Condition
Business	0%	8%	62%	0%	31%
Consumer	38%	25%	38%	0%	0%
Education	45%	0%	19%	0%	35%
Elected official	45%	5%	9%	18%	23%
Health	35%	16%	40%	5%	5%
Human Services	0%	27%	18%	0%	55%
Mental Health	95%	0%	0%	0%	5%
Patient	0%	14%	71%	0%	14%
Overall	39%	10%	28%	4%	19%

### 3. Public Health, Underserved populations, Written Comments on Previous 2013 CHNA and Implementation Strategy

Several individuals on the Advisory Committee have expertise in public health and in addition, data on health status related issues was discussed with, requested and received from the Pennsylvania Department of Health. HMS Associates, the consulting firm preparing the assessment, had extensive experience developing CHNAs for county public health departments in New York in the early 1990s. Additionally, Wayne Memorial participates in the Pennsylvania State Health Improvement Plan (SHIP) and 2016 priorities reflect themes in the current SHIP. The results of the 2016 CHNA are scheduled to be presented at the annual SHIP breakfast in northeastern PA on July 29, 2016.

Underserved individuals were represented in two ways: 1. through numerous discussions with administrative and clinic staff of the Wayne Memorial Hospital Community Health Centers (a federally qualified health center) and 2. through discussion with 7 patients at CHC sites. Most had been underserved, were new patients and highly pleased with access to primary care afforded them by the expanded WMCHC sites.

No written comments were received on either the 2013 CHNA or Implementation Strategy.

## D. Significant Health Needs and Prioritization Process

The 2016 assessment identified significant health needs at the regional, county and community levels. Those needs and in some instances related commentaries by geographic area are:

- Northeastern Pennsylvania Region (Pike and Wayne Counties and Carbondale Area)
  - Chronic Diseases (from the the Need Index)
  - Programs for assisting grandparents raising grandchildren and additional assistance to people with low incomes
  - Substance abuse services, as evidenced by high interest levels in opiate related accidental overdoses and deaths and concern over growing drug use in youth
  - Mental health services, as evidenced by waiting lists for access to psychiatric care, ER use and concerns throughout the community Both preventive services and specialty care for tick borne illnesses
  - References were made to the need for better access to specialists in general with attention on psychiatrists, dermatologists, endocrinologists, neurologists, oncologists, pain management specialists, gerontologists, and cardiologists
  - Primary care service development was viewed to be problematic especially in light of expected retirements of current primary care capacity
- Pike County
  - Major Cause of Death/Chronic Disease Need: Disease of Heart: Acute Myocardial Infarction (AMI)
  - Major Cause of Death/Chronic Disease Need: Malignant Neoplasms: All
  - Reproductive Health: Birth Weight: <1500 Grams
  - Reproductive Health: First Trimester Prenatal Visit: No
  - Preventable Inpatient Care: All ages or selected age group(s)
- Wayne County
  - Major Cause of Death/Chronic Disease Need: Disease of Heart: All
  - Major Cause of Death/Chronic Disease Need: Cerebrovascular Disease
  - Demographic Need: Age 65+
  - Major Cause of Death/Chronic Disease Need: Alzheimer's Disease



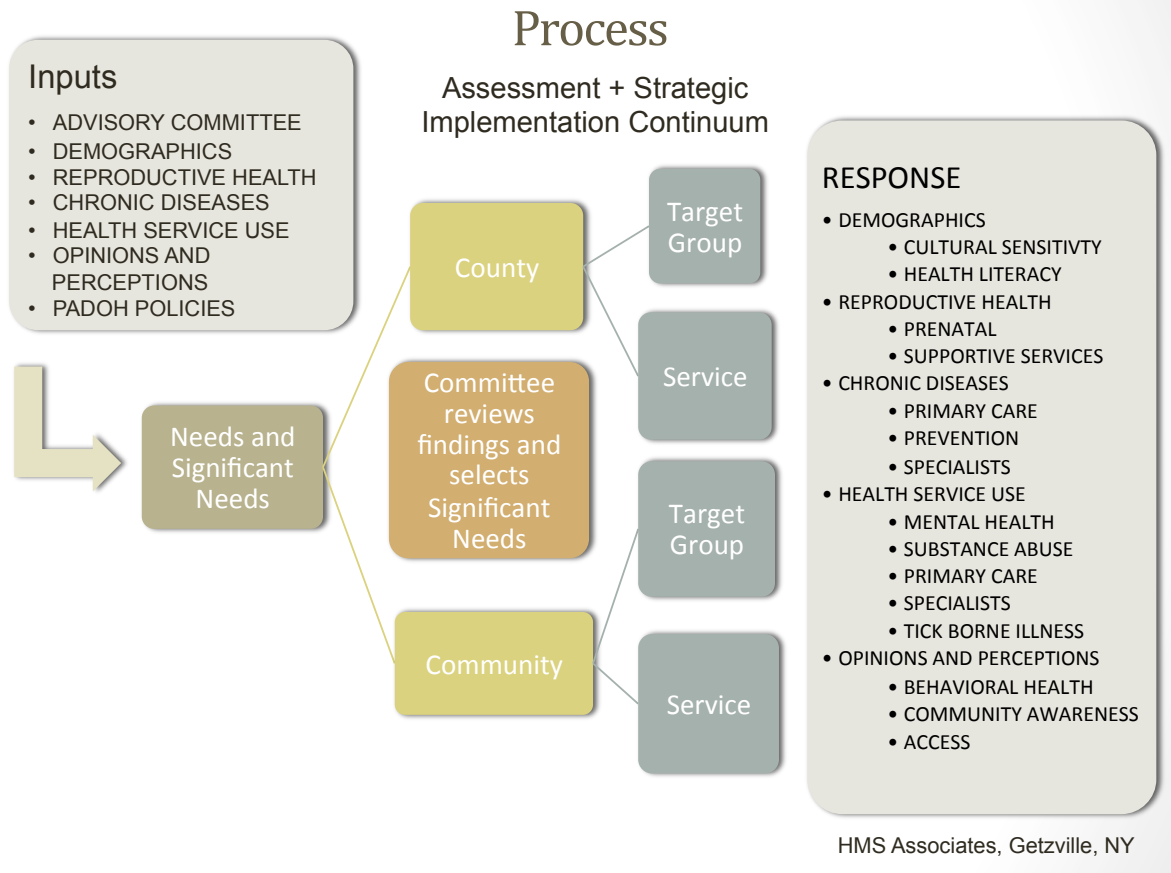
- Carbondale Area
  - Major Cause of Death/Chronic Disease Need: Disease of Heart: Total and Ischemia
  - Demographic Need: Families Below Poverty
  - Reproductive Health: Mother: Total Unmarried and Unmarried Age of Mother 19 and under Reproductive Health: Birth Weight: 1500-2499 Grams
  - Preventable Inpatient Care: All ages or selected age group(s)
  
- Pike East
  - Major Cause of Death/Chronic Disease Need: Disease of Heart: Acute Myocardial Infarction (AMI)
  - Reproductive Health: First Trimester Prenatal Visit: No
  - Preventable Inpatient Care: All ages or selected age group(s)
  
- Pike South
  - Major Cause of Death/Chronic Disease Need: Malignant Neoplasms: All
  - Reproductive Health: Birth Weight: <1500 Grams and 1500-2400 Grams
  - Reproductive Health: First Trimester Prenatal Visit: No
  - Preventable Inpatient Care: All ages or selected age group(s)
  
- Pike West
  - Demographic Need: Age 65+
  - Reproductive Health: Smoking Status During Pregnancy: Yes
  
- Wayne Central
  - Major Cause of Death/Chronic Disease Need: Disease of Heart: Ischemic Excluding AMI
  - Major Cause of Death/Chronic Disease Need: Diabetes Mellitus
  - Major Cause of Death/Chronic Disease Need: Alzheimer's Disease
  
- Wayne North
  - Demographic Need: Families Below Poverty
  - Major Cause of Death/Chronic Disease Need: Disease of Heart: Other Heart Disease
  - Major Cause of Death/Chronic Disease Need: Malignant Neoplasms: All
  
- Wayne South
  - Major Cause of Death/Chronic Disease Need: Disease of Heart: All
  - Reproductive Health: Mother: Unmarried: Age of Mother: 19 & Under

The prioritization process included a consideration of the results of the Primary Care Need Index, Community Health Internet Based Survey and Key Informant Interview processes by the Advisory Committee, with the final step being selection of significant health needs identified in those aspects of the study to be addressed in the 2016 Implementation Strategy. In its final deliberation, the Committee considered approximately 60 key comparative needs and those listed above were selected. In general, more significant needs were selected for those communities with the highest number of key comparative needs as operationally defined by the poorest or second poorest standing among the seven communities.

Exhibit 7.1. Assessment and Significant Needs Selection Process, on the next page summarizes the major aspects of the process.

For more information on these findings, see the Community Health Needs Assessment Summary at [www.wmh.org](http://www.wmh.org).

Exhibit 7.1. Assessment and Significant Needs Selection Process



## E. Resources

The region contains a variety of health care providers, behavioral health care service providers, religious congregations, libraries and schools, which may have roles in the 2016 Implementation Strategy. There are 781 health related practitioners or organizations, 33 pharmacies, 138 religious congregations, 15 libraries, and 86 educational organizations in the region. Most have relevance to specific communities or counties or health care needs. Subsequent pages and exhibits display numbers of the major types of practitioners and organizations by community. Exhaustive telephone directory based listings and maps are contained in the Supportive Data Sets.

Exhibit 8 – Health Related Capacities by Type

Resource Type	Community or Area							Grand Total	Map #
	CA	PE	PS	PW	WC	WN	WS		
Acupuncture		3						3	
Apartments	2			1				3	
Audiologists	1				1			2	
Birth Centers					1			1	
Charitable Institutions	1							1	
Chiropractic Doctor Info Bureaus					1			1	
Chiropractors DC	8	11		7	10	1	7	44	
<b>Clinics</b>	<b>7</b>			<b>1</b>				<b>8</b>	<b>1</b>
Contact Lenses							1	1	
<b>Counseling Services</b>				<b>1</b>	<b>1</b>			<b>2</b>	<b>2</b>
County Government-Public Health Programs		1						1	
Dental Hygienists		1		1				2	
Dentists	20	18		13	26	2	11	90	
Diagnostic Imaging Centers	1				1			2	
Dialysis	1				1			2	
Dietitians	1				1			2	
<b>Drug Abuse &amp; Addiction Info &amp; Treatment</b>					<b>1</b>			<b>1</b>	<b>2</b>
Government Offices-State					1			1	
Health Care Facilities					1			1	
Health Education					1			1	
Health Information & Referral Programs					1			1	
Health Services	1	5		4	4		1	15	
Hearing Aids	1							1	
Holistic Practitioners					2			2	
Home Health & Health Care Equipment	1							1	
Home Health Service	2	5			4			11	
Hospices		1						1	
Hospital Equipment & Supplies (Whls)					1			1	
Hospitals	4			1	4			9	
Human Services Organizations		1						1	
Hypnotists							1	1	
Laboratories-Medical	1			2	2		3	8	
Marriage & Family Counselors		1						1	
Massage Therapists					1			1	
<b>Mental Health Services</b>	<b>1</b>	<b>2</b>			<b>2</b>		<b>2</b>	<b>7</b>	<b>2</b>
Midwives					1			1	
Nurses & Nurses' Registries	3				4		3	10	
Nurses-Licensed-Anesthetist					1			1	
Nurses-Practitioners	8	1		7	20	1	3	40	
Nursing & Convalescent Homes	3	1			3		1	8	
Offices of Health Practitioners Nec		1						1	
Optical Goods-Retail		1			1			2	
Opticians	1							1	
Optometrists OD	5	5		3	14		7	34	
Pain Control		1		2				3	
Personal Care Homes							3	3	
<b>Pharmacies</b>	<b>8</b>	<b>8</b>		<b>5</b>	<b>9</b>		<b>3</b>	<b>33</b>	<b>3</b>
Pharmacists							1	1	
Physical Therapists	11	6	2	4	3		3	29	
<b>Physicians &amp; Surgeons</b>	<b>82</b>	<b>81</b>	<b>1</b>	<b>21</b>	<b>106</b>	<b>4</b>	<b>18</b>	<b>313</b>	<b>1</b>
Physicians & Surgeons Equip & Supls-Whls	1				1			2	
Physicians & Surgeons Information Bureau	1							1	
Physicians & Surgeons-Emergency Service					1			1	
<b>Physicians Assistants</b>	<b>6</b>	<b>1</b>		<b>3</b>	<b>7</b>		<b>1</b>	<b>18</b>	
Podiatrists	3	3		1	3		2	12	
Post Offices					1			1	
Professional Organizations		1						1	
<b>Psychoanalysts</b>					<b>1</b>			<b>1</b>	<b>2</b>
<b>Psychologists</b>	<b>1</b>	<b>2</b>		<b>1</b>	<b>1</b>		<b>2</b>	<b>7</b>	<b>2</b>
Rehabilitation Services	3	2			3		1	9	
Residential Care Homes		1						1	
Retirement Communities & Homes	2				1			3	
Services Nec					1			1	
Sleep Disorders-Diagnostic/Treatment		1						1	
<b>Social Workers</b>		<b>1</b>						<b>1</b>	<b>2</b>
Specialty Outpatient Clinics Nec		1						1	
Speech & Hearing Therapy					1			1	
Speech Pathologists	3	1			1		1	6	
Surgical Centers					1			1	
Weight Control Services		1						1	
Wellness Programs	1							1	
<b>Grand Total</b>	<b>195</b>	<b>169</b>	<b>3</b>	<b>78</b>	<b>253</b>	<b>8</b>	<b>75</b>	<b>781</b>	

Exhibit 9 – Community Organization Capacities by Type

Resource Category	Resource Type	CA	PE	PS	PW	WC	WN	WS	Grand Total	Map #
Religious Congregations										
	Churches	32	17	2	22	33	7	22	135	4
	Synagogues				1	1		1	3	4
	Grand Total	32	17	2	23	34	7	23	138	4
Educational Organizations										
	Aircraft Schools		1			1			2	6
	Child Care Service							1	1	6
	Churches	1	1						2	6
	Education Centers		1			1			2	6
	Educational Service-Business					1			1	6
	Holistic Practitioners					1			1	6
	Nature Centers		1						1	6
	Pre-Schools		1						1	6
	Religious Schools					1			1	6
	Schools	16	11	2	7	11	2	8	57	6
	Schools-Business & Secretarial				1				1	6
	Schools-Universities & Colleges Academic		2						2	6
	Other	5	2	2	2	3	0	0	14	6
	Grand Total	22	20	4	10	19	2	9	86	6
Libraries										
	Libraries-Public	2	4		1	2	2	2	13	5
	Special Interest Libraries					1		1	2	5
	Grand Total	2	4		1	3	2	3	15	5

## F. Impact of 2013 Community Health Needs Assessment

The 2013 assessment identified several priorities, most of which addressed components of the Primary Care Need Index. Numerous organizations were pivotal partners in completing the implementation strategy related actions and contributing to their associated impacts. Those most attributable to Wayne Memorial Hospital are listed below by the following three types of notable action. Linkages and collaboration strengthen access to specialty care – a key need. Facility, financial and administrative support provided resources to agencies developing needed programs as well as the assessment for 2016. Third, new programs or services were developed or expanded by the hospital itself. Most actions impacted more than one need area (demographics, chronic disease, newborn health, preventable inpatient care, or behavioral health).

- Linkages and collaboration with other organizations
  - Regional specialty referrals and collaborations improved through joining an Accountable Care Organization (ACO)
  - Telestroke Program implemented
  - Behavioral Health Unit established at WMH Emergency Room
- Facility, financial or administrative support
  - WMH expansion planning – expanded services
  - Development of new primary care or behavioral health capacities by Wayne Memorial Community Health Centers in Hamlin, Honesdale, Lords Valley and Forest City, PA
  - Development of new primary care capacity Veterans Administration clinic (first FQHC clinic in nation) by Wayne Memorial Community Health Centers in Honesdale, PA
  - Development of Primary Care Medical Home (PCMH) in several Wayne Memorial Community Health Centers sites.
  - WMH designated Primary Stroke Center
  - Grant approved for mobile mammogram services
  - Development of expanded outreach and enrollment programs at Wayne Memorial Community Health Centers
  - Development of primary care physician capacities at Wayne Memorial Community Health Centers
  - Provision of entry level employment opportunities for disadvantaged populations
  - HRSA Capital Development grant prepared by WMH received by Wayne Memorial Community Health Centers to develop a new Behavioral Health and Dental Center in Pike County

- Service development or operation
  - Helipad construction begun as prerequisite for Level IV Trauma Center designation for WMH
  - Provides town hall meetings and community group meetings to advance the understanding of medical care and access
  - Provides the “Together for Health” school program for 18 years in collaboration w/area schools, focused on delivering health care education and assessments to students in middle and high schools in Wayne and Pike Counties
  - Interventional cardiologist hired by WMH to establish new cardiac catheterization program at hospital
  - Heart and Vascular Center opens with 3 Interventional Cardiologists
  - Interpretation services implemented. Bi-lingual physician hired
  - Breast feeding initiative implemented
  - Behavioral Health Unit established at WMH Emergency Room.
  - Sponsors several support groups: Diabetes, Alzheimer’s, Better Breathers, Compassionate Friends, Grief Support, Cancer, Suicide Awareness, Stroke Support
  - Diabetes education classes have expanded from hospital to Wayne Memorial Community Health Centers Family Health Centers.
  - Provides information on medical care and access to care through social media, radio programs and student education



## Supportive Data Sets

- A. Region – Survey
- B. County or Community
  - 1. Survey Summary Charts – Community Service Need
  - 2. Potential Resources
    - a. Clinics, Physicians & Surgeons, Physician Assistants
      - Listing
      - Map 1
    - b. Behavioral Health
      - Listing
      - Map 2
    - c. Pharmacies
      - Listing
      - Map 3
    - d. Churches and Synagogues
      - Listing
      - Map 4
    - e. Libraries
      - Listing
      - Map 5
    - f. Schools
      - Listing
      - Map 6

## A. Region – Survey

### Survey Questions

- Q 1. What is your age?
- Q 2. Are you male or female?
- Q 3. Are you currently employed or retired? If so, please indicate below:
- Q 4. Are you currently employed in or retired from the health care, prevention, behavioral health, dental care or human services areas? If so, please check those that apply:
- Q 5. If you checked none of the above in the last question and you are employed or retired, please indicate your current or past type of employment and status - full time or part time.
- Q 6. Are you a full time or part time resident of Pike or Wayne Counties or the Carbondale area? If so, please so indicate which AND the length of time during which you were either a full or part time resident.
- Q 7. In what area of the region do you reside? Please refer to the map above.
- Q 8. How did you learn about this survey?
- Q 9. Do you have a family doctor/primary care practitioner?
- Q 10. Please rate the following services based on your view of the need for additional outpatient, unless otherwise indicated, capacity, i.e., more doctors, nurses, health, mental health, or dental health related practitioners or clinics.
- Q 11. Please rate the following supportive services based on your view of the need for additional capacity.
- Q 12. Please indicate which population groups are in need of additional primary care services.
- Q 13. Please rate the importance of the following aspects of health care services:
- Q 14. Have you or your family recently gone to a hospital ER in these cities for care? If so, please indicate where and approximately how often.
- Q 15. What types of specialty health care services are most needed in the area?
- Q 16. Have you or your family gone outside of the area for specialty care?
- Q 17. Please indicate where specialty care was received outside the area and how often where applicable.
- Q 18. Which type(s) of specialty care did you receive outside the area and were they delivered to you as an inpatient or outpatient?
- Q 19. We are concerned about the needs of children and youth in the area. Please rate the following topics.
- Q 20. Quality of care has been shown to improve in hospitals which are designed to be more pleasant, comfortable and supportive of patients and their families. Please rate the importance of the following hospital physical characteristics in terms of their impact on the quality or effectiveness of your care at Wayne Memorial Hospital during a hospital stay.
- Q 21. Over the past five years, do you feel that the quality of services locally has improved, remained the same or declined?
- Q 22. Please rate the importance of the following organizations or groups in promoting healthy lifestyles.

Note that confidence intervals vary dramatically based on number of respondents per question and answer. For low frequency responses, score variation is estimated to be as high as + 20 or – 20 points at 95% confidence intervals.

## A. Region – Survey – Results

### Q 1. What is your age?

Answer Options	Response Percent	Response Count
Under 18	0.3%	3
18 to 44	26.8%	274
45 to 64	44.1%	451
65+	28.8%	295
<i>answered question</i>		1023

### Q 2. Are you male or female?

Answer Options	Response Percent	Response Count
Male	25.9%	283
Female	74.1%	808
<i>answered question</i>		1091

### Q 3. Are you currently employed or retired? If so, please indicate below:

Answer Options	Response Percent	Response Count
Employed	73.2%	802
Retired	26.8%	294
<i>answered question</i>		1096

### Q 4. Are you currently employed in or retired from the health care, prevention, behavioral health, dental care or human services areas? If so, please check those that apply:

Answer Options	Response Percent	Response Count
Dental care	2.3%	26
Health care	29.3%	335
Human services	7.7%	88
Prevention services	1.8%	21
Behavioral health	4.1%	47
None of these	54.8%	627

## A. Region – Survey – Results (Continued)

**Q 5. If you checked none of the above in the last question and you are employed or retired, please indicate your current or past type of employment and status - full time or part time.**

Answer Options	Response Percent	Response Count
Banking	4.6%	26
Construction or Building Trades	3.4%	19
Education	37.3%	211
Farming or Dairy Industry	0.7%	4
Law Enforcement	3.0%	17
Retail	7.1%	40
Timber or Quarry	0.5%	3
Tourism	2.1%	12
Transportation	2.1%	12
Full Time	86.4%	367
Part Time	13.6%	58
Other Type of Employment (please specify)	39.1%	221
answered question		682

**Q 6. Are you a full time or part time resident of Pike or Wayne Counties or the Carbondale area? If so, please so indicate which AND the length of time during which you were either a full or part time resident.**

Answer Options	Response Percent	Response Count
Not a Resident	10.3%	109
Full Time Resident	75.8%	805
Part Time Resident	8.7%	92
Resident for less than two years	5.7%	26
Resident for 2 to 5 years	9.4%	43
Resident for more than 5 years	84.9%	387
answered question		1062

**Q 7. In what area of the region do you reside? Please refer to the map above.**

Answer Options	Response Percent	Response Count
Not a Resident	9.0%	94
Carbondale Area	5.1%	53
Eastern Pike	19.0%	198
Southern Pike	2.1%	22
Western Pike	21.9%	228
Central Wayne	28.3%	295
Northern Wayne	8.2%	85
Southern Wayne	6.4%	67
answered question		1042

A. Region – Survey – Results (Continued)

**Q 8. How did you learn about this survey?**

Answer Options	Response Percent	Response Count
Health or behavioral care provider	16.8%	175
Community or civic organization	23.1%	241
School	14.0%	146
Friend or associate	6.3%	66
Library	0.1%	1
Media	5.2%	54
Local government	8.8%	92
Other (please specify)	25.6%	267
answered question		1042

**Q 9. Do you have a family doctor/primary care practitioner?**

Answer Options	Response Percent	Response Count
Yes	93.6%	747
No	6.4%	51
answered question		798

## A. Region – Survey – Results (Continued)

**Q 10. Please rate the following services based on your view of the need for additional outpatient, unless otherwise indicated, capacity, i.e., more doctors, nurses, health, mental health, or dental health related practitioners or clinics.**

<b>Answer Options</b>	<b>Score</b>	<b>Response Count</b>
Substance abuse services	2.29	777
Services for tick borne illnesses including Lyme Disease	2.18	775
Mental health services	2.18	779
Neurology	2.14	771
Specialists for cancer	2.12	774
Specialty Care via telemedicine linkage to larger hospitals	2.07	772
Specialists for diabetes	2.04	768
Primary Care for the Elderly - Gerontology	1.97	773
Specialists for heart disease	1.97	772
Complementary (Alternative) medicine	1.96	770
Urology	1.92	768
Specialists for breathing problems	1.87	771
Dialysis services: inpatient	1.84	773
Inpatient private rooms	1.83	776
Ear/Nose/Throat	1.77	780
Dialysis services: outpatient	1.66	770
Emergency medical services: emergency room	1.64	775
Obstetrical care	1.58	768
Primary care services (family medicine)	1.57	780
Gynecological care	1.57	769
Family planning	1.55	774
Pediatrics	1.52	773
Personal health screenings	1.52	774
Hearing - audiology	1.50	774
Prenatal and perinatal services	1.50	769
Rehabilitation	1.48	766
Dental Health - extractions, restorations or fillings	1.43	785
Well child services (immunizations, prevention, etc.)	1.41	772
Diagnostic radiology	1.40	777
Emergency medical services: ambulance	1.38	771
Dental Health - preventive	1.37	778
Diagnostic lab	1.36	780
Physical rehabilitation	1.29	772
Immunizations	1.21	773
Pharmacy	1.15	776
Other	2.36	317

## A. Region – Survey – Results (Continued)

**Q 11. Please rate the following supportive services based on your view of the need for additional capacity.**

Answer Options	Score	Response Count
Counseling/assessment	2.01	762
Transportation	2.00	761
Outreach - aggressive community awareness of programs, case finding and program enrollment services	1.91	759
Help understanding recommended medical care	1.89	763
Case management	1.85	762
Translation	1.85	754
Support groups	1.84	756
Health education	1.82	763
Follow-up / Discharge planning	1.75	761
Facilitated enrollment services for Medicaid	1.74	761
Referral	1.72	753

**Q 12. Please indicate which population groups are in need of additional primary care services.**

Answer Options	Score	Response Count
Grandparents raising their grandchildren	2.17	754
People with no insurance	2.13	757
People with inadequate health insurance	2.10	755
People with low incomes	2.06	759
Teenage parents	2.04	749
Seniors	1.97	756
People eligible for Medicaid	1.85	756
Teens	1.82	745
Pre-teens	1.81	748
Adults	1.79	739
Women of childbearing age	1.68	743

A. Region – Survey – Results (Continued)

**Q 13. Please rate the importance of the following aspects of health care services:**

Answer Options	Score	Response Count
Urgent Care - no appointments; extended hours	2.65	779
Credentials of staff	2.51	760
Scheduled appointments on weekends/after hours	2.49	776
Range of health care services at clinic	2.48	775
Proximity to home	2.47	779
Linkages with out of area specialists	2.46	766
More active care management by your primary care practitioners (Follow-up visits after service from other provider; nutrition, diet, prescription counseling)	2.33	764
Proximity to employer	2.06	760
Multilingual practitioners (English plus) - Spanish	1.76	760
Multilingual practitioners (English plus) - other (specify below)	1.49	732
Multilingual practitioners (English plus) - Russian	1.48	756
Multilingual practitioners (English plus) - German	1.42	755

**Q 14. Have you or your family recently gone to a hospital ER in these cities for care? If so, please indicate where and approximately how often.**

Answer Options	Several times per year	Once per year	Rarely	Response Count
Honesdale, PA	105	174	234	513
Scranton, PA	91	113	198	402
Newton, NJ	24	25	217	266
Wilkes-Barre, PA	18	30	198	246
Port Jervis, NY	12	47	230	289
East Stroudsburg, PA	11	17	219	247
Middletown, NY	10	24	199	233
Sussex, NJ	5	5	212	222
Allentown, PA	4	12	217	233
Susquehanna, PA	4	5	208	217
Morristown, PA	4	10	209	223
Hackensack, NJ	3	8	204	215
Binghamton, NY	2	5	210	217
Callicoon, NY	2	3	218	223
Harris, NY	2	5	213	220
Montrose, PA	1	4	210	215
Tunkhannock, PA	1	4	210	215
Walton, NY	0	2	211	213
Ellenville, NY	0	4	210	214
Other				62

answered question **660**

HMS Associates  
Getzville, NY



## A. Region – Survey – Results (Continued)

### Q 15. What types of specialty health care services are most needed in the area?

Answer Options	Score	Response Count
Substance Abuse Services	2.38	741
Tick borne illnesses	2.35	743
Mental Health Services	2.34	749
Psychiatrists	2.30	746
Skin problems - Dermatologists	2.27	748
Diabetes - Endocrinologists	2.25	749
Nervous Disorders - Neurologists	2.24	746
Cancer - Oncologists	2.22	751
Pain Management	2.14	738
Primary Care for the Elderly - Geriatricians	2.13	743
Other	2.05	218
Heart Disease - Cardiologists	2.03	745
Bone or Skeletal Injuries - Orthopedic Surgeons	1.93	746
Eye Care	1.53	744

### Q 16. Have you or your family gone outside of the area for specialty care?

Answer Options	Response Percent	Response Count
Yes	81.3%	638
No	18.7%	147
answered question		<b>785</b>

### Q 17. Please indicate where specialty care was received outside the area and how often where applicable.

Answer Options	Score	Response Count
Scranton, PA	2.47	314
New York, NY	1.81	166
Philadelphia, PA	1.79	160
Newton, NJ	1.62	137
Middletown, NY	1.61	129
Allentown, PA	1.46	123
Stroudsburg, PA	1.39	118
Port Jervis, NY	1.38	125
Sussex, NJ	1.24	107
Binghamton, NY	1.11	100

A. Region – Survey – Results (Continued)

**Q 18. Which type(s) of specialty care did you receive outside the area and were they delivered to you as an inpatient or outpatient?**

Answer Options	Inpatient Care	Outpatient Care	Response Count
Skin Problems	17	214	227
Bone or Skeletal Injuries	61	139	172
Heart Disease	57	135	162
Eye Problems	26	133	150
Neurology	26	109	124
Cancer	50	98	122
Endocrinology	13	80	90
Rheumatism	7	56	62
Diabetes	13	51	59
Mental Health	14	50	56
Primary Care for the Elderly	13	34	42
Substance Abuse	11	19	24
Nervous Disorders	3	12	14
answered question			530

**Q 19. We are concerned about the needs of children and youth in the area. Please rate the following topics.**

Answer Options	Score	Response Count
Texting while driving	2.78	728
Substance abuse	2.76	728
Depression or anxiety	2.68	734
Overweight	2.61	726
Lack of exercise (couch potatoes)	2.60	732
Internet safety	2.57	723
Teen sexuality	2.56	724
Unhealthy diet	2.56	718
Bullying	2.53	731
Sensitivity to differences of other children	2.42	720
Speech or Hearing	2.30	708

## A. Region – Survey – Results (Continued)

**Q 20. Quality of care has been shown to improve in hospitals which are designed to be more pleasant, comfortable and supportive of patients and their families. Please rate the importance of the following hospital physical characteristics in terms of their impact on the quality or effectiveness of your care at Wayne Memorial Hospital during a hospital stay.**

Answer Options	Score
Privacy when discussing your care	3.53
Private rooms	3.21
Cleanliness, meals, room décor	3.19
Lack of noise pollution from paging systems, alarms, or telephones	3.01
Temperature of patient room	2.90
Availability of sunlight or bright lighting	2.45

**Q 21. Over the past five years, do you feel that the quality of services locally has improved, remained the same or declined?**

Answer Options	Score	Response Count
Collaboration with other Hospitals to Provide Specialty Care	211	337
Inpatient Care	116	339
Emergency Room Services	91	240
Hospice Care	84	245
Specialty Services	71	229
Home Care	51	154
Primary Care	37	153
Nursing Home Care	-19	226
Mental Health Services	-22	166
Substance Abuse Services	-34	123

**Q 22. Please rate the importance of the following organizations or groups in promoting healthy lifestyles.**

Answer Options	Score	Response Count
Families	2.71	717
Health care providers	2.69	715
Schools	2.63	719
Social Media	2.27	711
Other	2.26	187
Local media	2.25	709
Civic groups or clubs	2.17	715
Faith based organizations	2.15	709
County government	2.12	711
Local government (town councils, etc.)	2.06	710
Local businesses	1.96	708

## B. Community

### 1. Survey Summary Charts – Service Needs

Programs	CA	PE	PS	PW	WC	WN	WS	Comm . Avg. Score
Complementary (Alternative) medicine		■		■				
Dental Health - preventive	■		■				■	■
Dental Health - extractions, restorations or fillings								
Diagnostic lab						■		
Diagnostic radiology								
Dialysis services: inpatient	■		■	■	■	■		■
Dialysis services: outpatient	■	■	■					■
Ear/Nose/Throat								
Emergency medical services: ambulance			■					
Emergency medical services: emergency room			■					
Family planning								
Gynecological care								
Hearing - audiology								
Immunizations	■					■		
Inpatient private rooms				■			■	
Mental Health Services (Health Care Services)		■	■	■				
Neurology	■	■		■	■	■	■	■
Obstetrical care	■	■		■	■	■	■	■
Pediatrics	■							
Personal health screenings								
Pharmacy								
Physical rehabilitation	■							
Prenatal and perinatal services	■						■	
Primary care services (family medicine)								
Primary Care for the Elderly - Gerontology			■					
Rehabilitation							■	
Services for tick borne illnesses including Lyme Disease		■			■	■	■	■
Specialists for breathing problems								
Specialists for cancer		■	■	■	■			■
Specialists for diabetes			■		■	■	■	■
Specialists for heart disease					■	■		
Specialty Care via telemedicine linkage to larger hospitals		■	■	■	■			■
Substance Abuse Services (Health Care Services)		■		■	■	■	■	■
Urology					■	■		

Blue or shaded areas indicate higher perception of need within the community. Score was at least in the 25th percentile (75% of programs had lower comparative need scores). Note confidence intervals vary due to comparatively low numbers of responses.

## B. Community

### 1. Survey Summary Charts – Specialist Needs

Programs	CA	PE	PS	PW	WC	WN	WS	Comm. Avg.
Bone or Skeletal Injuries - Orthopedic Surgeons								
Cancer - Oncologists								
Diabetes - Endocrinologists								
Eye Care								
Heart Disease - Cardiologists								
Mental Health Services (Specialists)								
Nervous Disorders - Neurologists								
Pain Management								
Primary Care for the Elderly - Geriatricians								
Psychiatrists								
Skin problems - Dermatologists								
Substance Abuse Services (Specialists)								
Tick borne illnesses								

Blue or shaded areas indicate higher perception of need within the community. Score was at least in the 25th percentile (75% of programs had lower comparative need scores). Note confidence intervals vary due to comparatively low numbers of responses.

## B. Community

### 1. Survey Summary Charts – Support Services Needs

Programs	CA	PE	PS	PW	WC	WN	WS	Comm. Avg.
Well child services (immunizations, prevention, etc.)								
Case management								
Counseling/assessment								
Referral								
Follow-up / Discharge planning								
Facilitated enrollment services for Medicaid								
Health education								
Help understanding recommended medical care								
Transportation								
Translation								
Aggressive Outreach								
Support groups								

Blue or shaded areas indicate higher perception of need within the community. Score was at least in the 25th percentile (75% of programs had lower comparative need scores). Note confidence intervals vary due to comparatively low numbers of responses.

2. Potential Resources
  - a. Clinics, Physicians & Surgeons, Physician Assistants
    - Listing
    - Map 1
  - b. Behavioral Health
    - Listing
    - Map 2
  - c. Pharmacies
    - Listing
    - Map 3
  - d. Churches and Synagogues
    - Listing
    - Map 4
  - e. Libraries
    - Listing
    - Map 5
  - f. Schools
    - Listing
    - Map 6

## a. Clinics, Physicians & Surgeons, Physician Assistants

NAME	ADDRESS	CITY	SIC1 Description	PWA Comm.
Advanced Cardiology Specilsts	141 Salem Ave # 144	Carbondale	PHYSICIANS & SURGEONS	CA
Alday Senen MD	100 Lincoln Ave	Carbondale	PHYSICIANS & SURGEONS	CA
Barrett Ronald T MD	150 Brooklyn St # 2	Carbondale	PHYSICIANS & SURGEONS	CA
Bekele Tamrat MD	165 Fallbrook St	Carbondale	PHYSICIANS & SURGEONS	CA
Bekele Tamrat MD	1866 State Rte # 106	Clifford	PHYSICIANS & SURGEONS	CA
Bifano Martin J MD	955 Main St	Carbondale	PHYSICIANS & SURGEONS	CA
Bonin Marc M DO	100 Lincoln Ave	Carbondale	PHYSICIANS & SURGEONS	CA
Boriosi Guido D MD	30-32 N Main St	Carbondale	PHYSICIANS & SURGEONS	CA
Burke Michael MD	150 Brooklyn St # 2	Carbondale	PHYSICIANS & SURGEONS	CA
Carbondale Family Health Ctr	141 Salem Ave # 302	Carbondale	PHYSICIANS & SURGEONS	CA
Carbondale Outpatient Ctr	100 Lincoln Ave	Carbondale	CLINICS	CA
Colorectal Center of Nepa	141 Salem Ave	Carbondale	PHYSICIANS & SURGEONS	CA
Community Medical Ctr	40 N Scott St	Carbondale	CLINICS	CA
Cosklo Sandra DO	Main St	Clifford	PHYSICIANS & SURGEONS	CA
Davis Neal M DO	254 Brooklyn St # 1	Carbondale	PHYSICIANS & SURGEONS	CA
Dhaduk Vithalbhaj MD	141 Salem Ave # 202	Carbondale	PHYSICIANS & SURGEONS	CA
Douaihy Katharine PhD	141 Salem Ave # 1	Carbondale	PHYSICIANS & SURGEONS	CA
Dr Wroblewski	75 N Scott St	Carbondale	PHYSICIANS & SURGEONS	CA
Dzielak Edward J MD	150 Brooklyn St # 3	Carbondale	PHYSICIANS & SURGEONS	CA
Endless MT Medical Clinic	1866 State Route 106 # 6	Clifford	PHYSICIANS & SURGEONS	CA
Frattali Mary J MD	150 Brooklyn St # 1	Carbondale	PHYSICIANS & SURGEONS	CA
Geisinger Careworks Walk	267 Brooklyn St	Carbondale	CLINICS	CA
Haley Family Practice	10 Dundaff St	Carbondale	PHYSICIANS & SURGEONS	CA
Haley Matthew C DO	10 Dundaff St	Carbondale	PHYSICIANS & SURGEONS	CA
Hamm Francis MD	141 Salem Ave	Carbondale	PHYSICIANS & SURGEONS	CA
Hari Kesan S Sree MD	141 Salem Ave # 144	Carbondale	PHYSICIANS & SURGEONS	CA
Hopkins Jamie DO	150 Brooklyn St # 3	Carbondale	PHYSICIANS & SURGEONS	CA
Huang Chau Fe MD	141 Salem Ave # 144	Carbondale	PHYSICIANS & SURGEONS	CA
Jordan C S MD	150 Brooklyn St # 1	Carbondale	PHYSICIANS & SURGEONS	CA
Jordan Christopher MD	150 Brooklyn St # 1	Carbondale	PHYSICIANS & SURGEONS	CA
Jordan Jr Arthur J DO	150 Brooklyn St # 1	Carbondale	PHYSICIANS & SURGEONS	CA
Kaminsky Kimberly	12 Russell St	Carbondale	PHYSICIANS ASSISTANTS	CA
Kayal Michael DO	141 Salem Ave # 144	Carbondale	PHYSICIANS & SURGEONS	CA
Kohn Ira J MD	150 Brooklyn St # 2	Carbondale	PHYSICIANS & SURGEONS	CA
Kutz John A MD	150 Brooklyn St # 2	Carbondale	PHYSICIANS & SURGEONS	CA
Lafalce Anthony N DO	8 Hendrick Ln	Carbondale	PHYSICIANS & SURGEONS	CA
Lakeland Family Practice	254 Brooklyn St # 1	Carbondale	PHYSICIANS & SURGEONS	CA
Lena Marie MD	42 N Scott St	Carbondale	PHYSICIANS & SURGEONS	CA
Lohin David L DO	141 Salem Ave # 144	Carbondale	PHYSICIANS & SURGEONS	CA
Mc Kenna Scot R MD	141 Salem Ave	Carbondale	PHYSICIANS & SURGEONS	CA
Mcnabb Daniel M MD	165 Fallbrook St	Carbondale	PHYSICIANS & SURGEONS	CA
Micknick Theresa pa	165 Fallbrook St	Carbondale	PHYSICIANS ASSISTANTS	CA
Mizin Lakshmi MD	187 Fallbrook St	Carbondale	PHYSICIANS & SURGEONS	CA
Moro Frank M MD	150 Brooklyn St # 3	Carbondale	PHYSICIANS & SURGEONS	CA
Morris Marc DPM	49 Salem Ave	Carbondale	PHYSICIANS & SURGEONS	CA
Northeastern Eye Institute	150 Brooklyn St # 1	Carbondale	PHYSICIANS & SURGEONS	CA
Offices At 100 Ent Dr	100 Enterprise	Carbondale	PHYSICIANS & SURGEONS	CA
Orloski Joan DO	100 Lincoln Ave	Carbondale	PHYSICIANS & SURGEONS	CA
Partners in Pediatrics-Crbndl	42 N Scott St	Carbondale	PHYSICIANS & SURGEONS	CA
Patel Bhupendra R MD	187 Fallbrook St	Carbondale	PHYSICIANS & SURGEONS	CA
Peters Jamie DO	150 Brooklyn St # 3	Carbondale	PHYSICIANS & SURGEONS	CA
Physicians Health Alliance	150 Brooklyn St # 3	Carbondale	PHYSICIANS & SURGEONS	CA
Pinsky Alexander MD	141 Salem Ave # 302	Carbondale	PHYSICIANS & SURGEONS	CA
Preate Jr Donald L MD	150 Brooklyn St # 2	Carbondale	PHYSICIANS & SURGEONS	CA
Primary Care Medicine	165 Fallbrook St	Carbondale	PHYSICIANS & SURGEONS	CA
Primary Care Medicine		Carbondale	PHYSICIANS & SURGEONS	CA
Professional Neurological	141 Salem Ave # 202	Carbondale	PHYSICIANS & SURGEONS	CA
Rao Madhava S MD	141 Salem Ave # 144	Carbondale	PHYSICIANS & SURGEONS	CA



a. Clinics, Physicians & Surgeons, Physician Assistants - Continued

NAME	ADDRESS	CITY	SIC1 Description	PWA Comm.
Salko Gregory J MD	301 Canaan St	Carbondale	PHYSICIANS & SURGEONS	CA
Soliman Joseph S MD	267 Brooklyn St	Carbondale	PHYSICIANS & SURGEONS	CA
Soliman Joseph S MD	92 Salem Ave	Carbondale	PHYSICIANS & SURGEONS	CA
Sunday Michael L MD	150 Brooklyn St # 2	Carbondale	PHYSICIANS & SURGEONS	CA
Surgical Group Inc	150 Brooklyn St	Carbondale	PHYSICIANS & SURGEONS	CA
Tri County Human Svc Ctr Inc	131 Salem Ave	Carbondale	PHYSICIANS & SURGEONS	CA
United Surgical Assoc	75 N Scott St	Carbondale	PHYSICIANS & SURGEONS	CA
Vale Steven MD	78 Salem Ave	Carbondale	PHYSICIANS & SURGEONS	CA
Voyce Stephen J MD	141 Salem Ave # 1	Carbondale	PHYSICIANS & SURGEONS	CA
Wic Program	40 N Scott St	Carbondale	CLINICS	CA
Wound Care Ctr	141 Salem Ave	Carbondale	CLINICS	CA
Wroblewski Jr J Garry DO	75 N Scott St	Carbondale	PHYSICIANS & SURGEONS	CA
Barooah Jumea MD	5 S Washington Ave	Jermyn	PHYSICIANS & SURGEONS	CA
Bonin Susan M pa	111 Main St	Vandling	PHYSICIANS ASSISTANTS	CA
Burke Timothy K DO	5 S Washington Ave	Jermyn	PHYSICIANS & SURGEONS	CA
Coar Alycia M pa	5 S Washington Ave	Jermyn	PHYSICIANS ASSISTANTS	CA
Comprehensive Physical Therapy	354 Main St	Forest City	CLINICS	CA
Cosby Paul Wilson MD	451 Flat Rock Rd	Forest City	PHYSICIANS & SURGEONS	CA
Dobushak Walter S DO	111 Main St	Vandling	PHYSICIANS & SURGEONS	CA
Dzielak Edward J MD		Jermyn	PHYSICIANS & SURGEONS	CA
Genco Gerard MD	518 Main St	Forest City	PHYSICIANS & SURGEONS	CA
Karusus Amanda M C pa	1960 Heart Lake Rd	Scott Twp	PHYSICIANS ASSISTANTS	CA
Maidana Beatriz MD	5 S Washington Ave	Jermyn	PHYSICIANS & SURGEONS	CA
Mc Andrew Patrick J DO	111 Main St	Vandling	PHYSICIANS & SURGEONS	CA
Novak Gregg J DO	5 S Washington Ave	Jermyn	PHYSICIANS & SURGEONS	CA
Rieder Jeffrey	632 Main St	Forest City	CLINICS	CA
Sehgal Rinku MD	5 S Washington Ave	Jermyn	PHYSICIANS & SURGEONS	CA
Seprosky Jr Joseph C MD	515 Susquehanna St	Forest City	PHYSICIANS & SURGEONS	CA
Sheth Jignesh MD	5 S Washington Ave	Jermyn	PHYSICIANS & SURGEONS	CA
Stevens Lauren M pa	5 S Washington Ave	Jermyn	PHYSICIANS ASSISTANTS	CA
Strp Medical Group	5 S Washington Ave	Jermyn	PHYSICIANS & SURGEONS	CA
Thomas Linda J MD	5 S Washington Ave	Jermyn	PHYSICIANS & SURGEONS	CA
Tomazic David R DO	632 Main St	Forest City	PHYSICIANS & SURGEONS	CA
Wyckoff Francis J MD	RR 1	Forest City	PHYSICIANS & SURGEONS	CA
Zella Elmer M MD		Forest City	PHYSICIANS & SURGEONS	CA
Fragin Howard MD		Union Dale	PHYSICIANS & SURGEONS	CA
Langsfeld III Morton MD	Village of the Four Seasons	Union Dale	PHYSICIANS & SURGEONS	CA
Advanced Dermatology	301 W Harford St # 303	Milford	PHYSICIANS & SURGEONS	PE
Advanced Health	906 Pennsylvania Ave	Matamoras	PHYSICIANS & SURGEONS	PE
Alam Mehjabeen P MD	906 Pennsylvania Ave	Matamoras	PHYSICIANS & SURGEONS	PE
Bon Secours Care Ctr	104 Bennett Ave # 2C	Milford	PHYSICIANS & SURGEONS	PE
Bradish Glen E MD	1592 Route # 739	Dingmans Ferry	PHYSICIANS & SURGEONS	PE
Breerton Harmar D MD	113 Pocono Dr	Milford	PHYSICIANS & SURGEONS	PE
Brooks Jane F MD	111 Wheatfield Dr # 2	Milford	PHYSICIANS & SURGEONS	PE
Brutico Jr Anthony J DO	111 E Catherine St # 130	Milford	PHYSICIANS & SURGEONS	PE
Buckley Marina MD	303 W Harford St # 1	Milford	PHYSICIANS & SURGEONS	PE
Buckley Richard E MD	303 W Harford St # 1	Milford	PHYSICIANS & SURGEONS	PE
Buyer David S MD	111 E Catherine St # 220	Milford	PHYSICIANS & SURGEONS	PE
Byadgi Shalini C MD	111 E Catherine St # 230	Milford	PHYSICIANS & SURGEONS	PE
Byadgi Shalini C MD	601 Broad St	Milford	PHYSICIANS & SURGEONS	PE
Calabrese Carol E MD	401 Broad St	Milford	PHYSICIANS & SURGEONS	PE
Calabrese Carol MD	111 E Catherine St # 140	Milford	PHYSICIANS & SURGEONS	PE
Calabrese Musa Annette pa	510 Route 6 and 209	Milford	PHYSICIANS ASSISTANTS	PE
Cantor Richard S MD	1592 Route # 739	Dingmans Ferry	PHYSICIANS & SURGEONS	PE
Cantor Richard S MD	601 Broad St	Milford	PHYSICIANS & SURGEONS	PE
Capozzoli Alexis N MD	111 E Catherine St # 130	Milford	PHYSICIANS & SURGEONS	PE
Cardiology Associates	111 E Catherine St # 210	Milford	PHYSICIANS & SURGEONS	PE
Cirello Joseph A MD	510 Route 6 and 209	Milford	PHYSICIANS & SURGEONS	PE

a. Clinics, Physicians & Surgeons, Physician Assistants - Continued

NAME	ADDRESS	CITY	SIC1 Description	PWA Comm.
De Jesus Dino N DO	111 E Catherine St # 130	Milford	PHYSICIANS & SURGEONS	PE
Evers Martin MD	104 Bennett Ave # 2C	Milford	PHYSICIANS & SURGEONS	PE
Garrison David M MD	111 E Catherine St # 230	Milford	PHYSICIANS & SURGEONS	PE
Internal Medicine Milford Des	111 E Catherine St # 230	Milford	PHYSICIANS & SURGEONS	PE
Johnson Nathan C MD	111 E Catherine St # 130	Milford	PHYSICIANS & SURGEONS	PE
Johnson Robert MD	111 Wheatfield Dr # 2	Milford	PHYSICIANS & SURGEONS	PE
Khesin Yevgeniy MD	104 Bennett Ave # 2B	Milford	PHYSICIANS & SURGEONS	PE
Koutcher Lawrence D MD	113 Pocono Dr	Milford	PHYSICIANS & SURGEONS	PE
Kumar Ajay MD	1592 Route # 739	Dingmans Ferry	PHYSICIANS & SURGEONS	PE
Li Fuhai MD	104 Bennett Ave # 1A	Milford	PHYSICIANS & SURGEONS	PE
Limarzi Joseph MD	111 E Catherine St # 130	Milford	PHYSICIANS & SURGEONS	PE
Liu Philip G MD	184 Route 6 and 209	Milford	PHYSICIANS & SURGEONS	PE
Lo Kathy MD	113 Pocono Dr	Milford	PHYSICIANS & SURGEONS	PE
Lombardi Filomena O MD	510 Route 6 and 209	Milford	PHYSICIANS & SURGEONS	PE
Mak Sheila S DO	111 E Catherine St # 130	Milford	PHYSICIANS & SURGEONS	PE
Marcus Basya MD	396 Route 6 and 209	Milford	PHYSICIANS & SURGEONS	PE
Masci Robert L MD	111 E Catherine St # 220	Milford	PHYSICIANS & SURGEONS	PE
Meade Abigail L MD	120 Hulst Dr	Matamoras	PHYSICIANS & SURGEONS	PE
Medical & Surgical Specialty	111 E Catherine St # 250	Milford	PHYSICIANS & SURGEONS	PE
Mendelsohn Linda J MD	221 Broad St	Milford	PHYSICIANS & SURGEONS	PE
Middleton Arthur E MD	113 Windward Ln Optional	Dingmans Ferry	PHYSICIANS & SURGEONS	PE
Middletown Tri State Eye	510 Route 6 and 209	Milford	PHYSICIANS & SURGEONS	PE
Milford Ob-Gyn Group	601 Broad St	Milford	PHYSICIANS & SURGEONS	PE
Milfordmd.com	301 W Harford St # 303	Milford	PHYSICIANS & SURGEONS	PE
Milfordmd.com	303 W Harford St	Milford	PHYSICIANS & SURGEONS	PE
Morecraft John A MD	111 E Catherine St # 130	Milford	PHYSICIANS & SURGEONS	PE
Neurologic Arts Assoc	104 Bennett Ave # 2B	Milford	PHYSICIANS & SURGEONS	PE
Oneill Michael B MD	111 E Catherine St # 130	Milford	PHYSICIANS & SURGEONS	PE
Pain & Neuropathy Ctr of pa Pc	905 Pennsylvania Ave	Matamoras	PHYSICIANS & SURGEONS	PE
Paliposuction.com	303 W Harford St	Milford	PHYSICIANS & SURGEONS	PE
Palydowycz Severin B MD	510 Route 6 and 209	Milford	PHYSICIANS & SURGEONS	PE
Pathak Lisa MD	1592 Route 739 # 1	Dingmans Ferry	PHYSICIANS & SURGEONS	PE
Pediatric Practice-Northern pa	396 Route 6 and 209	Milford	PHYSICIANS & SURGEONS	PE
Pegher Matthew DO	111 E Catherine St # 130	Milford	PHYSICIANS & SURGEONS	PE
Peters Christopher MD	113 Pocono Dr	Milford	PHYSICIANS & SURGEONS	PE
Pino-Y-Torres Jose MD	113 Pocono Dr	Milford	PHYSICIANS & SURGEONS	PE
Pocono Medical Care Inc	303 W Harford St # 1	Milford	PHYSICIANS & SURGEONS	PE
Primier Health Assoc	111 E Catherine St # 110	Milford	PHYSICIANS & SURGEONS	PE
Quinones Edgard MD	102 Davita Dr	Milford	PHYSICIANS & SURGEONS	PE
Redline Richard C MD	111 E Catherine St # 220	Milford	PHYSICIANS & SURGEONS	PE
Ross Lawrence MD	510 Route 6 and 209	Milford	PHYSICIANS & SURGEONS	PE
Sadaghiani Hassan MD	601 Broad St	Milford	PHYSICIANS & SURGEONS	PE
San Diego Nardo T MD	111 E Catherine St # 130	Milford	PHYSICIANS & SURGEONS	PE
Scales James L MD	1592 Route # 739	Dingmans Ferry	PHYSICIANS & SURGEONS	PE
Sequeira Ricardo MD	111 E Catherine St # 210	Milford	PHYSICIANS & SURGEONS	PE
Shah Gopal MD	264 Route 6 and 209	Milford	PHYSICIANS & SURGEONS	PE
Shipman Laura J MD	120 Hulst Dr	Matamoras	PHYSICIANS & SURGEONS	PE
Sholi Abdalla M MD	113 Pocono Dr	Milford	PHYSICIANS & SURGEONS	PE
Siegfried Richard N MD	518 Route 6 and 209	Milford	PHYSICIANS & SURGEONS	PE
Singaravelu Nila MD	221 Broad St	Milford	PHYSICIANS & SURGEONS	PE
Tapen Elizabeth MD	113 Pocono Dr	Milford	PHYSICIANS & SURGEONS	PE
Tishuk Pavel P MD	104 Bennett Ave # 2B	Milford	PHYSICIANS & SURGEONS	PE
Tri County Ear Nose & Throat	RR 5 & 209	Matamoras	PHYSICIANS & SURGEONS	PE
Upper Delaware Valley Cancer	113 Pocono Dr	Milford	PHYSICIANS & SURGEONS	PE
Vergara J Roberto MD	111 E Catherine St # 110	Milford	PHYSICIANS & SURGEONS	PE
Waldman Albert L MD	104 W High St	Milford	PHYSICIANS & SURGEONS	PE
Wardeh Ghassan L MD	111 E Catherine St # 110	Milford	PHYSICIANS & SURGEONS	PE
Weinschenk Robert C MD	1592 Route # 739	Dingmans Ferry	PHYSICIANS & SURGEONS	PE

a. Clinics, Physicians & Surgeons, Physician Assistants - Continued

NAME	ADDRESS	CITY	SIC1 Description	PWA Comm.
West Orange Medical Assoc Pc	111 Wheatfield Dr # 2	Milford	PHYSICIANS & SURGEONS	PE
Wolff Daniel C MD	101 8th St	Milford	PHYSICIANS & SURGEONS	PE
Zygawski Marcin M MD	510 Route 6 and 209	Milford	PHYSICIANS & SURGEONS	PE
Saran Madhukar MD	640 Section # 10	Bushkill	PHYSICIANS & SURGEONS	PS
Advanced Inpatient Med Assoc	183 Maines Rd	Hawley	PHYSICIANS & SURGEONS	PW
Daniels Kristen M pa	103 Spruce St	Hawley	PHYSICIANS ASSISTANTS	PW
Greentown Medical Ctr	1623 Route # 507	Greentown	PHYSICIANS ASSISTANTS	PW
Gressel Vladimir MD	109 Hemlock Ter S	Greentown	PHYSICIANS & SURGEONS	PW
Klock Brian E MD	191 Marina Way	Greentown	PHYSICIANS & SURGEONS	PW
Kurtzer Y Barry MD	1623 Route # 507	Greentown	PHYSICIANS & SURGEONS	PW
Makhoul Lisa K	1623 Route # 507	Greentown	PHYSICIANS ASSISTANTS	PW
Malinov David N MD	2991 Hemlock Farms	Lords Valley	PHYSICIANS & SURGEONS	PW
Mc Causland Drew MD	69 W Lake Rd	Greentown	PHYSICIANS & SURGEONS	PW
Mc Cormick Alice DO	RR 507	Greentown	PHYSICIANS & SURGEONS	PW
Mc Cormick Alice DO	1565 Route # 507	Greentown	PHYSICIANS & SURGEONS	PW
Mccormick Alice G DO	RR 507	Greentown	PHYSICIANS & SURGEONS	PW
Mirer Mikhail MD	3309 Hemlock Farms	Lords Valley	PHYSICIANS & SURGEONS	PW
Mowatt Susan L MD	619 Church St	Hawley	PHYSICIANS & SURGEONS	PW
Narouz Remon MD	183A Maines Rd	Hawley	PHYSICIANS & SURGEONS	PW
O'Boyle Louis J DO	183 Maines Rd	Hawley	PHYSICIANS & SURGEONS	PW
Pinnacle Health Partners	2832 State Route # 507	Hawley	PHYSICIANS & SURGEONS	PW
Seiden Leslie B MD	110 Hemlock Farms Rd	Lords Valley	PHYSICIANS & SURGEONS	PW
Seiden Leslie MD	123 Overlook Ln	Hawley	PHYSICIANS & SURGEONS	PW
Steinberg Herbert J MD	1000 Hemlock Farms	Hawley	PHYSICIANS & SURGEONS	PW
Weisenreider John M MD	750 Route 739	Hawley	PHYSICIANS & SURGEONS	PW
Womans Healthcare	750 Route # 739	Lords Valley	PHYSICIANS & SURGEONS	PW
Aronica Charles D DO	132 Manly Rd	Tafton	PHYSICIANS & SURGEONS	PW
Peterson Michael T DO	132 Manly Rd	Tafton	PHYSICIANS & SURGEONS	PW
Wmh Tafton Lab	RR 507	Tafton	CLINICS	PW
Alfred Alessi Dr	348 Egypt Rd	Honesdale	PHYSICIANS & SURGEONS	WC
Aretakis Harry J MD	601 Park St	Honesdale	PHYSICIANS & SURGEONS	WC
Bakhsh Gaiti A DO	601 Park St	Honesdale	PHYSICIANS & SURGEONS	WC
Bauer John W MD	601 Park St	Honesdale	PHYSICIANS & SURGEONS	WC
Bennett Paula R MD	1839 Fair Ave	Honesdale	PHYSICIANS & SURGEONS	WC
Berry Kenneth M MD	601 Park St	Honesdale	PHYSICIANS & SURGEONS	WC
Betz Amy H MD	1837 Fair Ave	Honesdale	PHYSICIANS & SURGEONS	WC
Bonnington Mark R MD	601 Park St	Honesdale	PHYSICIANS & SURGEONS	WC
Branning Nicole M MD	310 Sunrise Ave	Honesdale	PHYSICIANS & SURGEONS	WC
Campbell Michael MD	600 Maple Ave # 6	Honesdale	PHYSICIANS & SURGEONS	WC
Caucci David MD	470 Sunrise Ave	Honesdale	PHYSICIANS & SURGEONS	WC
Connolly John W MD	601 Park St	Honesdale	PHYSICIANS & SURGEONS	WC
Conserette Arlene J pa	600 Maple Ave # 3	Honesdale	PHYSICIANS ASSISTANTS	WC
Cruse James G MD	600 Maple Ave # 2	Honesdale	PHYSICIANS & SURGEONS	WC
Deiningner Arthur MD	601 Park St	Honesdale	PHYSICIANS & SURGEONS	WC
Demers Carrie E MD	952 Bethany Tpke	Honesdale	PHYSICIANS & SURGEONS	WC
Dewar William R MD	1839 Fair Ave	Honesdale	PHYSICIANS & SURGEONS	WC
Dholakia Rasheshkuma MD	601 Park St	Honesdale	PHYSICIANS & SURGEONS	WC
Diamond Paul M MD	1837 Fair Ave	Honesdale	PHYSICIANS & SURGEONS	WC
Downey Matthew J MD	1860 Fair Ave	Honesdale	PHYSICIANS & SURGEONS	WC
Draughon Jr Johnson P MD	601 Park St	Honesdale	PHYSICIANS & SURGEONS	WC
Epstein Scott K MD	600 Maple Ave # 3	Honesdale	PHYSICIANS & SURGEONS	WC
Everts Jillian M pa	1860 Fair Ave	Honesdale	PHYSICIANS ASSISTANTS	WC
Frale Faith H MD	601 Park St	Honesdale	PHYSICIANS & SURGEONS	WC
Gastro Honesdale	1860 Fair Ave	Honesdale	PHYSICIANS & SURGEONS	WC
Gutherz Philip C MD	700 Maple Ave # 2	Honesdale	PHYSICIANS & SURGEONS	WC
Hellstern Meredith L MD	1837 Fair Ave	Honesdale	PHYSICIANS & SURGEONS	WC
Hemak Heidi pa	1860 Fair Ave	Honesdale	PHYSICIANS ASSISTANTS	WC
Henderson Don W MD	3306 Lake Ariel Hwy	Honesdale	PHYSICIANS & SURGEONS	WC

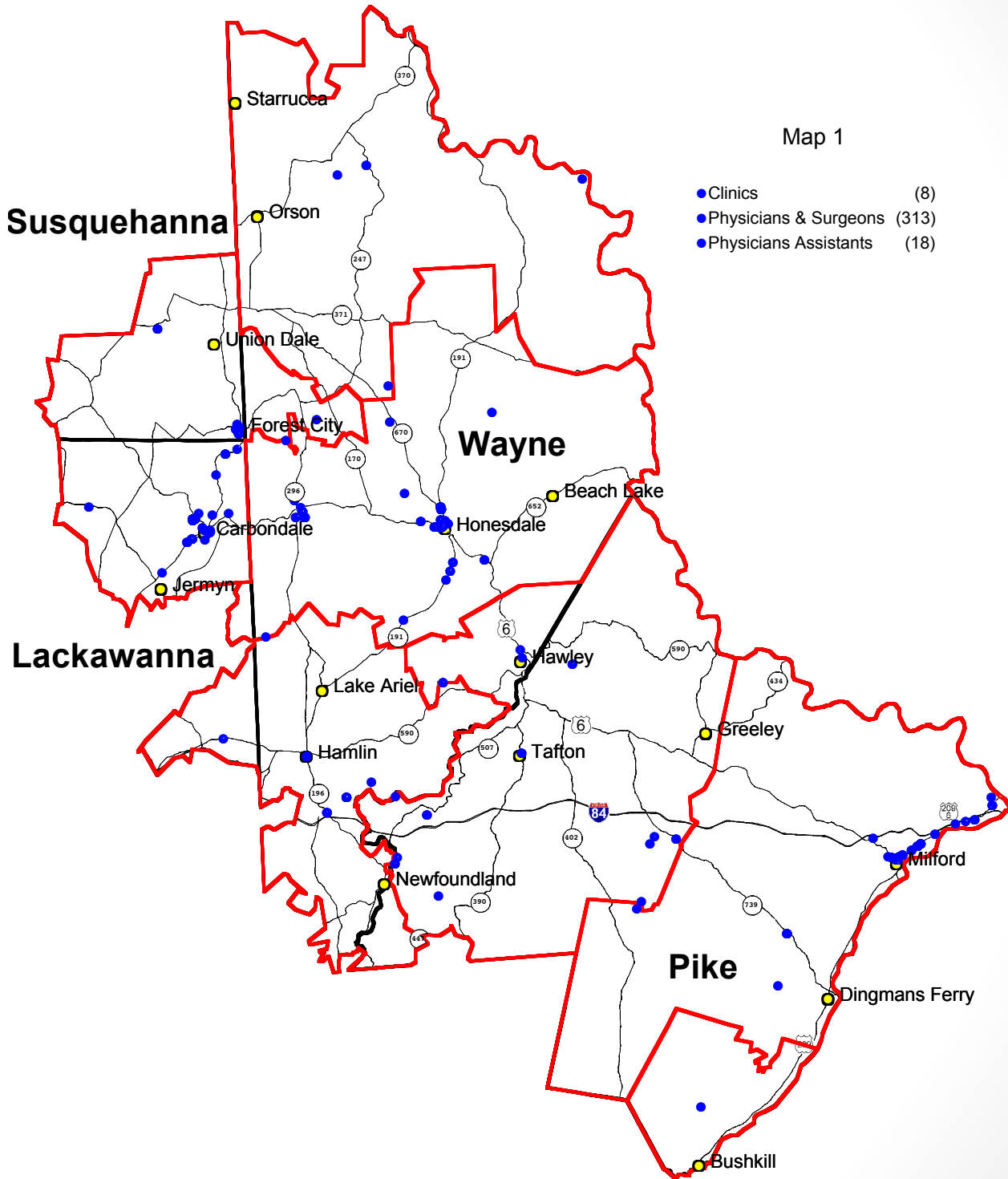
a. Clinics, Physicians & Surgeons, Physician Assistants - Continued

NAME	ADDRESS	CITY	SIC1 Description	PWA Comm.
Highland Physicians Ltd	1839 Fair Ave	Honesdale	PHYSICIANS & SURGEONS	WC
Hillriegel Jacqueline pa	601 Park St	Honesdale	PHYSICIANS ASSISTANTS	WC
Honesdale Anesthesia	999 Carley Brook Rd	Honesdale	PHYSICIANS & SURGEONS	WC
Honesdale Anesthesia Pc	601 Park St	Honesdale	PHYSICIANS & SURGEONS	WC
Honesdale Orthopedic Surgery	470 Sunrise Ave	Honesdale	PHYSICIANS & SURGEONS	WC
Jordan Christopher MD	626 Park St	Honesdale	PHYSICIANS & SURGEONS	WC
Jordan Jerome W MD	626 Park St	Honesdale	PHYSICIANS & SURGEONS	WC
Joyce Jennifer M MD	1839 Fair Ave	Honesdale	PHYSICIANS & SURGEONS	WC
Kaniefski Walter J MD	601 Park St	Honesdale	PHYSICIANS & SURGEONS	WC
Karki Nishu MD	601 Park St	Honesdale	PHYSICIANS & SURGEONS	WC
Kuber Matthew T MD	310 Sunrise Ave	Honesdale	PHYSICIANS & SURGEONS	WC
Kutch James D MD	1860 Fair Ave	Honesdale	PHYSICIANS & SURGEONS	WC
La Franco Theresa MD	1837 Fair Ave	Honesdale	PHYSICIANS & SURGEONS	WC
Langroudi Mehran MD	110 Park St	Honesdale	PHYSICIANS & SURGEONS	WC
Lena Joseph E MD	1860 Fair Ave	Honesdale	PHYSICIANS & SURGEONS	WC
Lenczewski Brian MD	600 Maple Ave # 1	Honesdale	PHYSICIANS & SURGEONS	WC
Liu Philip G MD	650 Park St # 1	Honesdale	PHYSICIANS & SURGEONS	WC
Liu Rosita O MD	650 Park St # 1	Honesdale	PHYSICIANS & SURGEONS	WC
Lopez Rafael MD	17 Beech Grove Rd	Honesdale	PHYSICIANS & SURGEONS	WC
Maqbool Ovais MD	601 Park St	Honesdale	PHYSICIANS & SURGEONS	WC
Marcus Basya MD	1837 Fair Ave	Honesdale	PHYSICIANS & SURGEONS	WC
Maritato Gerard John MD	1416 East St	Honesdale	PHYSICIANS & SURGEONS	WC
Mc Veigh Sean MD	507 High St	Honesdale	PHYSICIANS & SURGEONS	WC
Mekilo Ann M pa	1839 Fair Ave	Honesdale	PHYSICIANS ASSISTANTS	WC
Melzer Patricia MD	1837 Fair Ave	Honesdale	PHYSICIANS & SURGEONS	WC
Mencia Pedro R MD	110 Park St	Honesdale	PHYSICIANS & SURGEONS	WC
Milks Carl J MD	17 Beech Grove Rd	Honesdale	PHYSICIANS & SURGEONS	WC
Morton Robert J MD	1837 Fair Ave	Honesdale	PHYSICIANS & SURGEONS	WC
Nezezon Stephen A MD	213 Haines School Rd	Honesdale	PHYSICIANS & SURGEONS	WC
Northeastern Gastroenterology	1860 Fair Ave	Honesdale	PHYSICIANS & SURGEONS	WC
O'Boyle Louis J DO	601 Park St	Honesdale	PHYSICIANS & SURGEONS	WC
O'Brien Thomas M MD	110 Park St	Honesdale	PHYSICIANS & SURGEONS	WC
Oboyle Julianne MD	601 Park St	Honesdale	PHYSICIANS & SURGEONS	WC
Pediatric Practices-NE pa	1837 Fair Ave	Honesdale	PHYSICIANS & SURGEONS	WC
Pek Monika R MD	600 Maple Ave # 2	Honesdale	PHYSICIANS & SURGEONS	WC
Pellicane Joanne F MD	110 Park St	Honesdale	PHYSICIANS & SURGEONS	WC
Penwarden Linda MD	1837 Fair Ave	Honesdale	PHYSICIANS & SURGEONS	WC
Pocono Oral Surgery	1095 Texas Palmyra Hwy	Honesdale	PHYSICIANS & SURGEONS	WC
Prime Medical	3306 Lake Ariel Hwy	Honesdale	PHYSICIANS & SURGEONS	WC
Purvis Michele A MD	601 Park St	Honesdale	PHYSICIANS & SURGEONS	WC
Reynolds David D MD	1860 Fair Ave	Honesdale	PHYSICIANS & SURGEONS	WC
Rivardo Rebecca A pa	601 Park St	Honesdale	PHYSICIANS ASSISTANTS	WC
Rocco Vito J MD	601 Park St	Honesdale	PHYSICIANS & SURGEONS	WC
Russo Joseph R MD	387 Beech Grove Rd	Honesdale	PHYSICIANS & SURGEONS	WC
Scholl Catherine M MD	3202 Lake Ariel Hwy	Honesdale	PHYSICIANS & SURGEONS	WC
Skonieczki III Stanley R MD	601 Park St	Honesdale	PHYSICIANS & SURGEONS	WC
Smith Todd R MD	601 Park St	Honesdale	PHYSICIANS & SURGEONS	WC
Sorrentino Anthony J DO	601 Park St	Honesdale	PHYSICIANS & SURGEONS	WC
Soward Rebecca J pa	1837 Fair Ave	Honesdale	PHYSICIANS ASSISTANTS	WC
Speicher William J MD	601 Park St	Honesdale	PHYSICIANS & SURGEONS	WC
Stanley Christine M MD	1095 Texas Palmyra Hwy	Honesdale	PHYSICIANS & SURGEONS	WC
Sternburg Jon Kogod MD	1839 Fair Ave	Honesdale	PHYSICIANS & SURGEONS	WC
Surgical Office of Honesdale	601 Park St	Honesdale	PHYSICIANS & SURGEONS	WC
Tri-County Ent	650 Park St	Honesdale	PHYSICIANS & SURGEONS	WC
Wayne Memorial Cmnty Health	600 Maple Ave # 11	Honesdale	PHYSICIANS & SURGEONS	WC
Weaver David R DO	601 Park St	Honesdale	PHYSICIANS & SURGEONS	WC
Weber David MD	601 Park St	Honesdale	PHYSICIANS & SURGEONS	WC
Women's Health Care	110 Park St	Honesdale	PHYSICIANS & SURGEONS	WC

a. Clinics, Physicians & Surgeons, Physician Assistants - Continued

NAME	ADDRESS	CITY	SIC1 Description	PWA Comm.
Yoo Eun Suzanna MD	2577 Lake Ariel Hwy	Honesdale	PHYSICIANS & SURGEONS	WC
Yoo Hoon MD	110 Park St	Honesdale	PHYSICIANS & SURGEONS	WC
Barrasse Linda D MD	29 Woodlands Dr	Waymart	PHYSICIANS & SURGEONS	WC
Broadhead Alan J MD	Old Route # 6	Waymart	PHYSICIANS & SURGEONS	WC
Delta Medix	677 Roosevelt Hwy # 100	Waymart	PHYSICIANS & SURGEONS	WC
Denis Leonard J MD	29 Woodlands Dr	Waymart	PHYSICIANS & SURGEONS	WC
Dressel Jr Christopher MD	29 Woodlands Dr	Waymart	PHYSICIANS & SURGEONS	WC
Family Medical Ctr	263 Carbondale Rd	Waymart	PHYSICIANS & SURGEONS	WC
Galanakis Stylianos J MD	29 Woodlands Dr	Waymart	PHYSICIANS & SURGEONS	WC
Great Valley Cardiology	677 Roosevelt Hwy	Waymart	PHYSICIANS & SURGEONS	WC
Great Valley Cardiology	29 Woodlands Dr	Waymart	PHYSICIANS & SURGEONS	WC
Haley Matthew C DO	263 Carbondale Rd	Waymart	PHYSICIANS & SURGEONS	WC
Lenczewski Brian MD	29 Woodlands Dr	Waymart	PHYSICIANS & SURGEONS	WC
Mizianty Thomas J MD	11 Mizianty Ln	Waymart	PHYSICIANS & SURGEONS	WC
Mogerman Jason Orthoped Inst	27A Woodlands Dr	Waymart	PHYSICIANS & SURGEONS	WC
Mogerman Jeffrey MD	27A Woodlands Dr	Waymart	PHYSICIANS & SURGEONS	WC
Mogerman Jeffrey MD	27B Woodlands Dr	Waymart	PHYSICIANS & SURGEONS	WC
Morton Robert J MD	27B Woodlands Dr	Waymart	PHYSICIANS & SURGEONS	WC
O'Brien Thomas M MD	29 Woodlands Dr	Waymart	PHYSICIANS & SURGEONS	WC
Orehk Allen J MD	231 Belmont Tpke	Waymart	PHYSICIANS & SURGEONS	WC
Pediatric Practices of NE pa	27 Woodlands Dr	Waymart	PHYSICIANS & SURGEONS	WC
Stepczak Lawrence MD	27 Woodlands Dr	Waymart	PHYSICIANS & SURGEONS	WC
Stopper Matthew M MD	29 Woodlands Dr	Waymart	PHYSICIANS & SURGEONS	WC
Waymart Medical Ctr	27B Woodlands Dr	Waymart	PHYSICIANS & SURGEONS	WC
Wayne Memorial Comm Health	29 Woodlands Dr	Waymart	PHYSICIANS & SURGEONS	WC
Women's Health Ctr	29 Woodlands Dr	Waymart	PHYSICIANS & SURGEONS	WC
Van Natta Fred C MD	4298 River Rd	Equinunk	PHYSICIANS & SURGEONS	WN
N Wayne Family Health Ctr	412 Como Rd	Lake Como	PHYSICIANS & SURGEONS	WN
Northern Wayne Family Health	412 Como Rd	Lake Como	PHYSICIANS & SURGEONS	WN
Dohner Robert DO	Route	Lakewood	PHYSICIANS & SURGEONS	WN
Betz Amy H MD	62 Industrial Park Rd	Lake Ariel	PHYSICIANS & SURGEONS	WS
Byers C W Ray MD	62 Industrial Park Rd	Lake Ariel	PHYSICIANS & SURGEONS	WS
Frattali Mary J MD	852 State Rt # 590	Hamlin	PHYSICIANS & SURGEONS	WS
Horizon Medical	RR 590	Hamlin	PHYSICIANS & SURGEONS	WS
Koval Joseph C MD	667 the Hideout	Lake Ariel	PHYSICIANS & SURGEONS	WS
Kurtzer Barry MD	1434 Mount Cobb Rd	Jefferson Twp	PHYSICIANS & SURGEONS	WS
Manassy Norina A pa	543 Easton Tpke # 105	Lake Ariel	PHYSICIANS ASSISTANTS	WS
Mark & Patrick Murnin	358 Hamlin Hwy	Hamlin	PHYSICIANS & SURGEONS	WS
Morton Robert MD	62 Industrial Park Rd	Lake Ariel	PHYSICIANS & SURGEONS	WS
MT Cobb Medical Ctr		Hamlin	PHYSICIANS & SURGEONS	WS
Murnin Mark M DO	358 Hamlin Hwy	Hamlin	PHYSICIANS & SURGEONS	WS
Murnin Patrick J MD	358 Hamlin Hwy	Hamlin	PHYSICIANS & SURGEONS	WS
Northeastern Eye Institute	Hamlin Plz	Hamlin	PHYSICIANS & SURGEONS	WS
Pediatric Practices of NE pa	62 Industrial Park Rd	Lake Ariel	PHYSICIANS & SURGEONS	WS
Russell Hortense P DO	543 Easton Tpke # 105	Lake Ariel	PHYSICIANS & SURGEONS	WS
Salines Leonard P MD		Hamlin	PHYSICIANS & SURGEONS	WS
Wood David A DO	543 Easton Tpke # 105	Lake Ariel	PHYSICIANS & SURGEONS	WS
Yatsonsky David J MD	355 Mountain Rd	Jefferson Twp	PHYSICIANS & SURGEONS	WS
Yoo Hoon MD	543 Easton Tpke # 105	Lake Ariel	PHYSICIANS & SURGEONS	WS

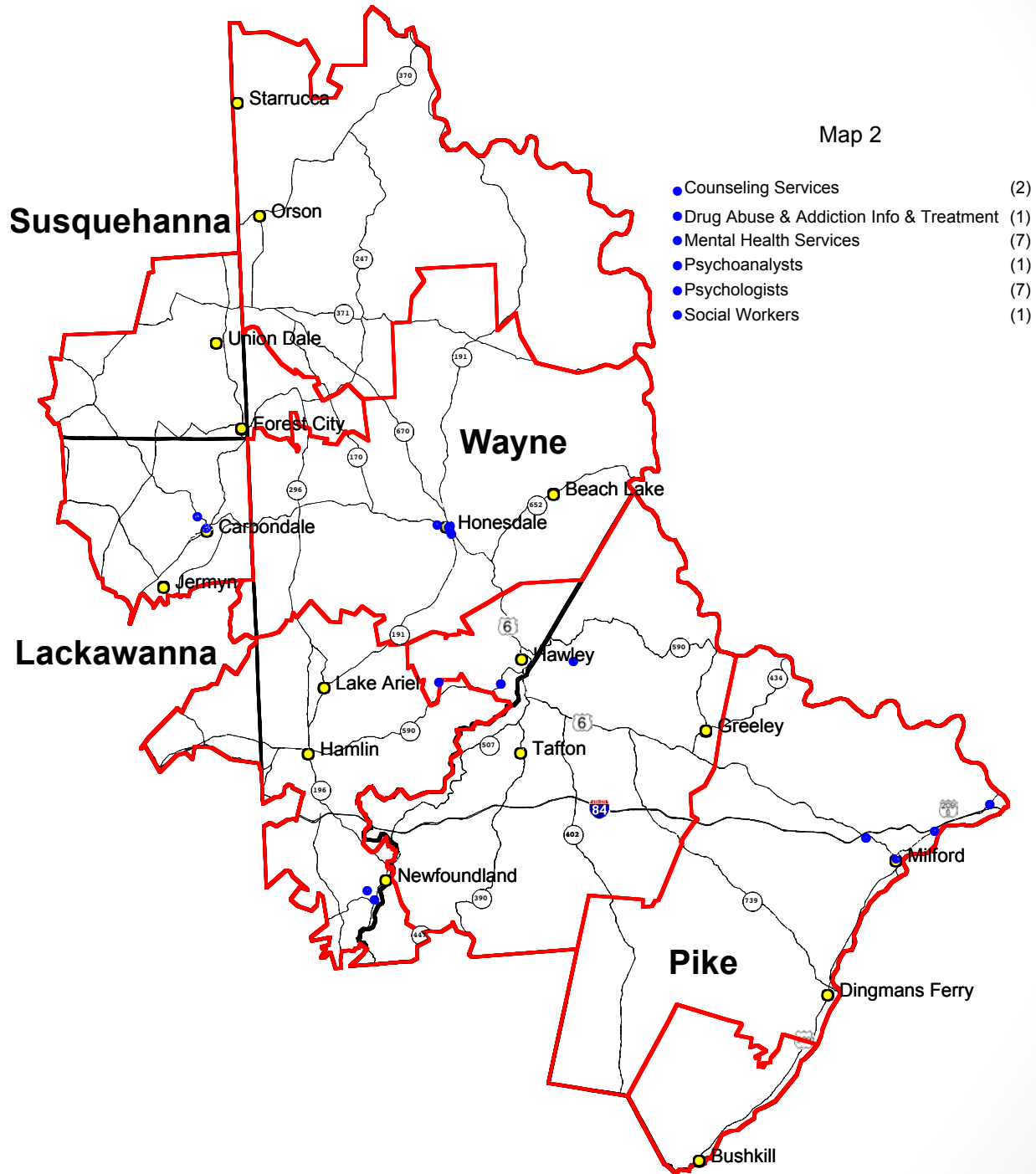
a. Clinics, Physicians & Surgeons, Physician Assistants - Continued



## b. Behavioral Health

<b>NAME</b>	<b>ADDRESS</b>	<b>CITY</b>	<b>SIC1 Description</b>	<b>PWA Comm.</b>
Lynch Michael H	185 Fallbrook St	Carbondale	PSYCHOLOGISTS	CA
NHS Human Svc	30-32 N Main St	Carbondale	MENTAL HEALTH SERVICES	CA
Ckl Counseling	396 Route 6 and 209	Milford	SOCIAL WORKERS	PE
John G Kuna Psyd & Assoc	1011 Pennsylvania Ave	Matamoras	PSYCHOLOGISTS	PE
Pike County Yap	10 Buist Rd # 503	Milford	MENTAL HEALTH SERVICES	PE
Providence Community Svc	10 Buist Rd # 301	Milford	MENTAL HEALTH SERVICES	PE
Wiedholz Jean M	204 E Harford St	Milford	PSYCHOLOGISTS	PE
Tepper Jesse J PhD	105 Heron Bay	Hawley	PSYCHOLOGISTS	PW
Vennie Kathryn	1319 Purdytown Tpke	Hawley	COUNSELING SERVICES	PW
Lawrence J Laurynas Counseling	100 4th St	Honesdale	DRUG ABUSE & ADDICTION INFO & TREATMENT	WC
Morris Karen	926 Court St	Honesdale	PSYCHOANALYSTS	WC
Reinhardt John A	840 Main St	Honesdale	PSYCHOLOGISTS	WC
Step By Step Inc	616 Main St # 305	Honesdale	MENTAL HEALTH SERVICES	WC
Wayne County Behavioral Health	910 Church St	Honesdale	MENTAL HEALTH SERVICES	WC
Wayne Memorial Behavioral Hlth	600 Maple Ave Frnt	Honesdale	COUNSELING SERVICES	WC
Linda S Campbell Llc	1258 Purdytown Tpke	Lakeville	PSYCHOLOGISTS	WS
Nalesnik Darlene K PhD	1258 Purdytown Tpke	Lakeville	PSYCHOLOGISTS	WS
Devereux Pocono Ctr	RR 507	Newfoundland	MENTAL HEALTH SERVICES	WS
Devereux Pocono Ctr	1547 Mill Creek Rd	Newfoundland	MENTAL HEALTH SERVICES	WS

b. Behavioral Health - Continued

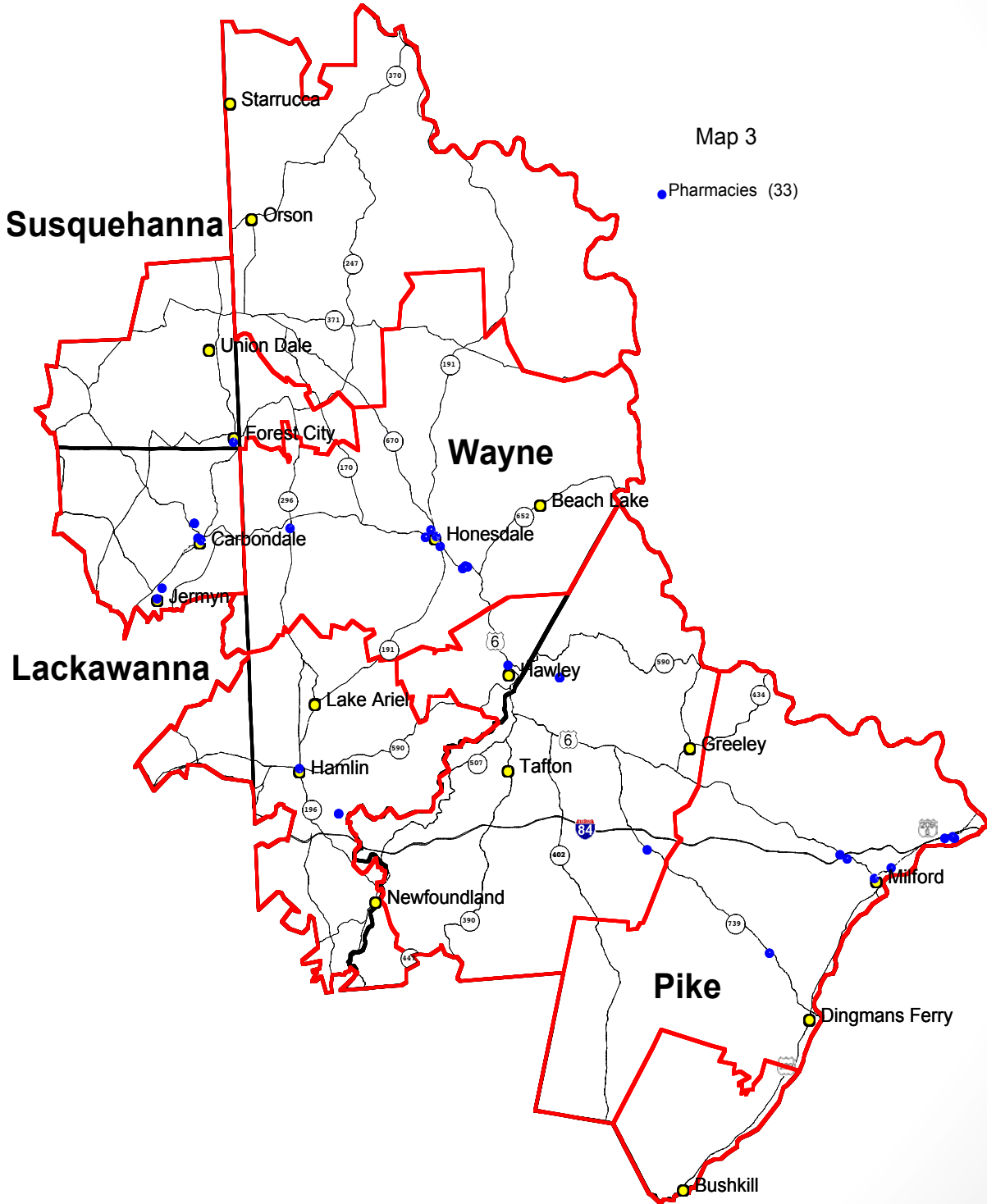




### c. Pharmacies

NAME	ADDRESS	CITY	SIC1 Description	PWA Comm.
Cvs/Pharmacy	95 1/2 Brooklyn St	Carbondale	PHARMACIES	CA
Endless MT Pharmacy	1866 State Route 106 # 11	Clifford	PHARMACIES	CA
Figliomeni Pharmacy Care	19 Dundaff St	Carbondale	PHARMACIES	CA
Figliomeni's Drug Store	24 N Church St # 2	Carbondale	PHARMACIES	CA
Rea & Derick Drug Stores	Side West Shopping Ctr	Carbondale	PHARMACIES	CA
Rite Aid	54 N Main St	Carbondale	PHARMACIES	CA
Sterling Pharmacy	547 Washington Ave	Jermyn	PHARMACIES	CA
Tuzze's Pharmacy	509 Poplar St	Mayfield	PHARMACIES	CA
Aliton's Pharmacy	111 Route # 6	Milford	PHARMACIES	PE
Customize Rx	120 Hulst Dr	Matamoras	PHARMACIES	PE
Good Health Pharmacy	1592 Route 739 # 2	Dingmans Ferry	PHARMACIES	PE
Kmart Pharmacy	111 Hulst Dr # 722	Matamoras	PHARMACIES	PE
Medicine Shoppe	105 Wheatfield Dr	Milford	PHARMACIES	PE
Peerless Medical Inc	10 Buist Rd # 305	Milford	PHARMACIES	PE
Rite Aid	100 W Harford St	Milford	PHARMACIES	PE
Walmart Pharmacy	220 Route 6 and 209	Milford	PHARMACIES	PE
Cvs/Pharmacy	Lake Region Ctr	Hawley	PHARMACIES	PW
Cvs/Pharmacy	590 Palmyra Township	Hawley	PHARMACIES	PW
Lords Valley Village Pharmacy	RR 739 Box 8436	Hawley	PHARMACIES	PW
Rite Aid	667 Route # 739	Hawley	PHARMACIES	PW
Stephens Pharmacy	24 Main Ave	Hawley	PHARMACIES	PW
Cvs/Pharmacy	1206 Oneill Highway Dunmore	Honesdale	PHARMACIES	WC
Cvs/Pharmacy	202 4th St	Honesdale	PHARMACIES	WC
Howells Medicine Ctr	600 Maple Ave # 9	Honesdale	PHARMACIES	WC
Kmart Pharmacy	650 Old Willow Ave	Honesdale	PHARMACIES	WC
Rite Aid	1184 Texas Palmyra Hwy	Honesdale	PHARMACIES	WC
Stephens Pharmacy	1101 Main St	Honesdale	PHARMACIES	WC
Walmart Pharmacy	777 Old Willow Ave	Honesdale	PHARMACIES	WC
Wellspring Homeopathic Pharm	952 Bethany Tpke	Honesdale	PHARMACIES	WC
Brundage Waymart Pharmacy	238 Belmont St	Waymart	PHARMACIES	WC
Cvs/Pharmacy	RR 191	Hamlin	PHARMACIES	WS
Rite Aid	639 Hamlin Hwy	Lake Ariel	PHARMACIES	WS
Weis Markets Pharmacy	RR 590	Hamlin	PHARMACIES	WS

c. Pharmacies - Continued



## d. Churches and Synagogues

<b>NAME</b>	<b>ADDRESS</b>	<b>SIC1 Description</b>	<b>PWA Comm.</b>
Berean Baptist Church	33 Lincoln Ave	CHURCHES	CA
Clifford Baptist Church	519 Church Street	CHURCHES	CA
Clifford United Methodist Chr	34 Main St	CHURCHES	CA
Covenant Reformed Church	47 S Church St	CHURCHES	CA
Evangelical Wesleyan Church	Lake Idlewild	CHURCHES	CA
Finch Hill Baptist Church	RR 106	CHURCHES	CA
First Presbyterian Church	76 Salem Ave	CHURCHES	CA
First United Methodist Church	20 N Church St	CHURCHES	CA
Jehovah's Witnesses	Ridge Rd	CHURCHES	CA
Mainstream Revival Ctr	43 N Church St # 1	CHURCHES	CA
New MT View Rest	203 Dundaff St	CHURCHES	CA
St Basil Orthodox Church	9 Lord Ave	CHURCHES	CA
St Basil's Russian Church	33 Midland St	CHURCHES	CA
St Rose Church	6 N Church St	CHURCHES	CA
Trinity Episcopal Church	58 River St	CHURCHES	CA
Ascension Parish	12 Hudson St	CHURCHES	CA
Calvary Bible Church of Jermyn	518 Madison Ave	CHURCHES	CA
Christ Church	700 Delaware St	CHURCHES	CA
Cornerstone Bible Church	520 Marion St	CHURCHES	CA
First United Mthdst Chr-Jermyn	520 Washington Ave	CHURCHES	CA
Heritage Reformed Church	136 Grand Ave	CHURCHES	CA
Primitive Methodist Church	763 Jefferson Ave	CHURCHES	CA
Roman Catholic Community	612 Hudson St	CHURCHES	CA
Sacred Hearts-Jesus & Mary	624 Madison Ave	CHURCHES	CA
St James George Episcopal Chr	398 Washington Ave	CHURCHES	CA
St John's Russian Orthodox	706 Hill St	CHURCHES	CA
St Joseph Parish	741 Delaware St	CHURCHES	CA
St Michael's Orthodox Church	305 Walnut St	CHURCHES	CA
Tompkinsville United Mthdst	1448 Heart Lake Rd	CHURCHES	CA
Elkdale Baptist Church	45 State Route # 2014	CHURCHES	CA
Evangelical Wesleyan Church	875 State Route # 2067	CHURCHES	CA
Evangelical Wesleyan Church	RR 1	CHURCHES	CA
Calvary Chapel of Milford	310 Broad St	CHURCHES	PE
Centerpoint Community Church	PO Box 164	CHURCHES	PE
Dingmans Ferry United Mthdst	115 Myck Rd	CHURCHES	PE
Emmanuel Lutheran Church	404 E Harford St # 2	CHURCHES	PE
First Presbyterian Church	308 Broad St	CHURCHES	PE
Good Shepherd & St John's Chr	5th & W Catherine St	CHURCHES	PE
Hope Evangelical Free Church	300 1st St	CHURCHES	PE
Jehovah's Witnesses of Milford	110 Pinebrook Rd	CHURCHES	PE
Long Meadow Chapel	429 Long Meadow Rd	CHURCHES	PE
Milford Bible Church	110 Foxcroft Dr	CHURCHES	PE
Milford United Methodist Chr	206 E Ann St	CHURCHES	PE
New Life Christian Fellowship	205 Avenue G	CHURCHES	PE
St Patricks Church	111 E High St	CHURCHES	PE
St Vincent's Church	101 Saint Vincent Dr	CHURCHES	PE
United Methodist Chr-Matamoras	209 Avenue H	CHURCHES	PE
St Ann Church	123 Richardson Ave	CHURCHES	PE
St Jacobi Lutheran Church	108 Glen Dr	CHURCHES	PE

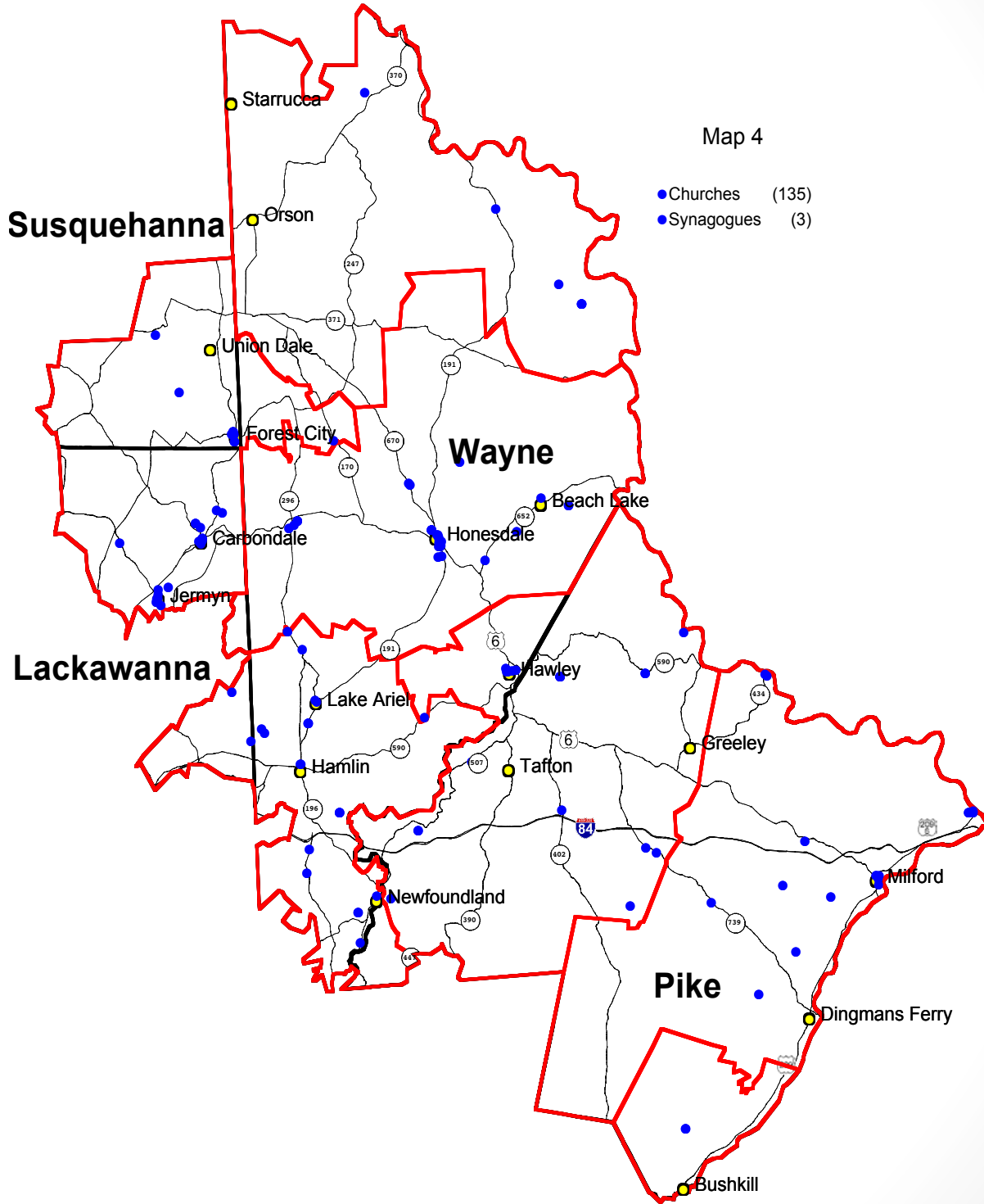
## d. Churches and Synagogues - Continued

<b>NAME</b>	<b>ADDRESS</b>	<b>SIC1 Description</b>	<b>PWA Comm.</b>
Bushkill Community Church	PO Box 1205	CHURCHES	PS
Faith International Church	2008 Sandhill Dr	CHURCHES	PS
Bible Fellowship Church	101 Blue Heron Dr	CHURCHES	PW
Blooming Grove Baptist Church	550 Route # 402	CHURCHES	PW
Church At Hemlock Farms	1493 Hemlock Farms	CHURCHES	PW
Cole Memorial Baptist Church	711 Church St	CHURCHES	PW
Faith Community Church of Love	216 Canoe Brook Dr	CHURCHES	PW
Faith Love Community Church	105 Water View Dr	CHURCHES	PW
First Bible Church-Pike County	658 Route 739 # 4	CHURCHES	PW
First Presbyterian Church	815 Church St	CHURCHES	PW
Hawley Methodist Church	315 Church St	CHURCHES	PW
Hemlock Grove United Mthdst	491 Roemerville Rd	CHURCHES	PW
New Covenant Fellowship	32 Columbus Ave	CHURCHES	PW
New Life Christian Fellowship	RR 6	CHURCHES	PW
Promised Land Protestant Cmnty	RR 390	CHURCHES	PW
Queen of Peace Roman Catholic	314 Chestnut Ave	CHURCHES	PW
St John Neumann Parish	705 Route # 739	CHURCHES	PW
St Marks Lutheran Church	Scenic Dr	CHURCHES	PW
St Paul's Lutheran Church	405 Church St	CHURCHES	PW
Wallenpaupack FM Church	314 Main Ave	CHURCHES	PW
Wallenpaupack FM Church	PO Box 663	CHURCHES	PW
Bethel Lutheran Church	193 Church Rd	CHURCHES	PW
Bethel Lutheran Church P A	Westfalls Ln	CHURCHES	PW
Paupack United Methodist Chr	Pennsylvania Route # 507	CHURCHES	PW
Beach Lake Free Methodist Chr	PO Box 8	CHURCHES	WC
Beach Lake United Mthdst Chr	7 Milanville Rd	CHURCHES	WC
Free Methodist Church	107 Milanville Rd	CHURCHES	WC
Abundant Life Fellowship Chr	101 4th St	CHURCHES	WC
Assembly of God Church	108 12th St	CHURCHES	WC
Bethany Presbyterian Church	431 Wayne St	CHURCHES	WC
Bethany United Methodist	3 Court St	CHURCHES	WC
Central United Methodist Chr	205 11th St	CHURCHES	WC
Christ Episcopal Church	RR 6	CHURCHES	WC
Christadelphian Chapel	204 Water St	CHURCHES	WC
Church of Jesus Christ of Lds	710 Beechrock Rd	CHURCHES	WC
Church of the Holy Name	491 Carley Brook Rd	CHURCHES	WC
First Baptist Church	206 12th St	CHURCHES	WC
Grace Episcopal Church	827 Church St	CHURCHES	WC
Honesdale Congregation	RR 191	CHURCHES	WC
Living Word Church	3 Navajo Rd	CHURCHES	WC
Lost & Found Bible Church	616 Main St # 203	CHURCHES	WC
New Hope Church & Ministries	349 Buckingham Rd	CHURCHES	WC
Presbyterian Church	201 10th St	CHURCHES	WC
St John the Evangelist	71 4th St	CHURCHES	WC
St John the Evangelist Parish	150 Terrace St	CHURCHES	WC
St John's Evangelical	107 7th St	CHURCHES	WC
St Joseph's Church	State Road # 191	CHURCHES	WC
St Mary Magdalen Chapel	Church St	CHURCHES	WC
Tabernacle Bible Church	455 Grove St	CHURCHES	WC

#### d. Churches and Synagogues - Continued

<b>NAME</b>	<b>ADDRESS</b>	<b>SIC1 Description</b>	<b>PWA Comm.</b>
Temple Beth Israel	615 Court St	SYNAGOGUES	WC
Aldenville Baptist Church	971 Creek Dr	CHURCHES	WC
Calvary Um Church	151 Belmont St	CHURCHES	WC
Clinton Center Baptist Church	RR 1	CHURCHES	WC
First Baptist Church-Waymart	342 Honesdale Rd	CHURCHES	WC
Honesdale Free Mthdst Church	17 Church St	CHURCHES	WC
Salvation Army North		CHURCHES	WC
St Mary's Church	242 Carbondale Rd	CHURCHES	WC
United Methodist Church	151 Belmont St	CHURCHES	WC
Abrahamsville United Mthdst	623 Callicoon Rd	CHURCHES	WN
Damascus Manor U M Church	RR 371	CHURCHES	WN
Damascus Manor United Mthdst	1720 Cochection Tpke	CHURCHES	WN
First Baptist Church	Rt 13 & Deleware River	CHURCHES	WN
Lookout United Methodist Chr	Hancock Hwy & Stalker Rd	CHURCHES	WN
United Methodist Church	RR 1	CHURCHES	WN
Buckingham Baptist Church		CHURCHES	WN
Canaan Bible Chapel Inc	30 Hemlock Rd	CHURCHES	WS
Centenary United Methodist Chr	611 Hamlin Hwy	CHURCHES	WS
Centenary United Mthdst Chr	Route	CHURCHES	WS
Cortez United Methodist Church	967 Cortez Rd	CHURCHES	WS
Elmdale Independent Church	1582 Mount Cobb Rd	CHURCHES	WS
Faith Baptist Fellowship Chr	108 Van Leuven Rd	CHURCHES	WS
Grace United Methodist Church	1117 Lake Henry Rd	CHURCHES	WS
Hamlin Assembly of God	613 Easton Tpke	CHURCHES	WS
Hamlin Pentecostal Assembly	612 Easton Tpke	CHURCHES	WS
Kingdom Hall-Jehovah's Witnss	RR 247	CHURCHES	WS
Lake Ariel United Mthdst Chr	110 Maple Ave	CHURCHES	WS
Lakeville United Methodist Chr	431 Purdytown Tpke	CHURCHES	WS
Open Bible Fellowship	1060 Lake Henry Rd	CHURCHES	WS
St John's Episcopal Church	564 Easton Tpke	CHURCHES	WS
St Thomas More Parish	105 Gravity Rd	CHURCHES	WS
St Thomas More-St Mary Parish	64 Tresslarville Rd	CHURCHES	WS
Assembly of God Church	Route	CHURCHES	WS
Jericho Independent Church	RR 1	CHURCHES	WS
Newfoundland Moravian Church	982 Main St	CHURCHES	WS
Quaker Meeting-North Branch	410 Sterling Rd	CHURCHES	WS
Jewish Reconstructionist	108 Rabbi Jeff Way	SYNAGOGUES	WS
St Tikhon of Zadonsk Church	General Delivery	CHURCHES	WS
Sterling United Methodist Chr	567 Sterling Rd	CHURCHES	WS

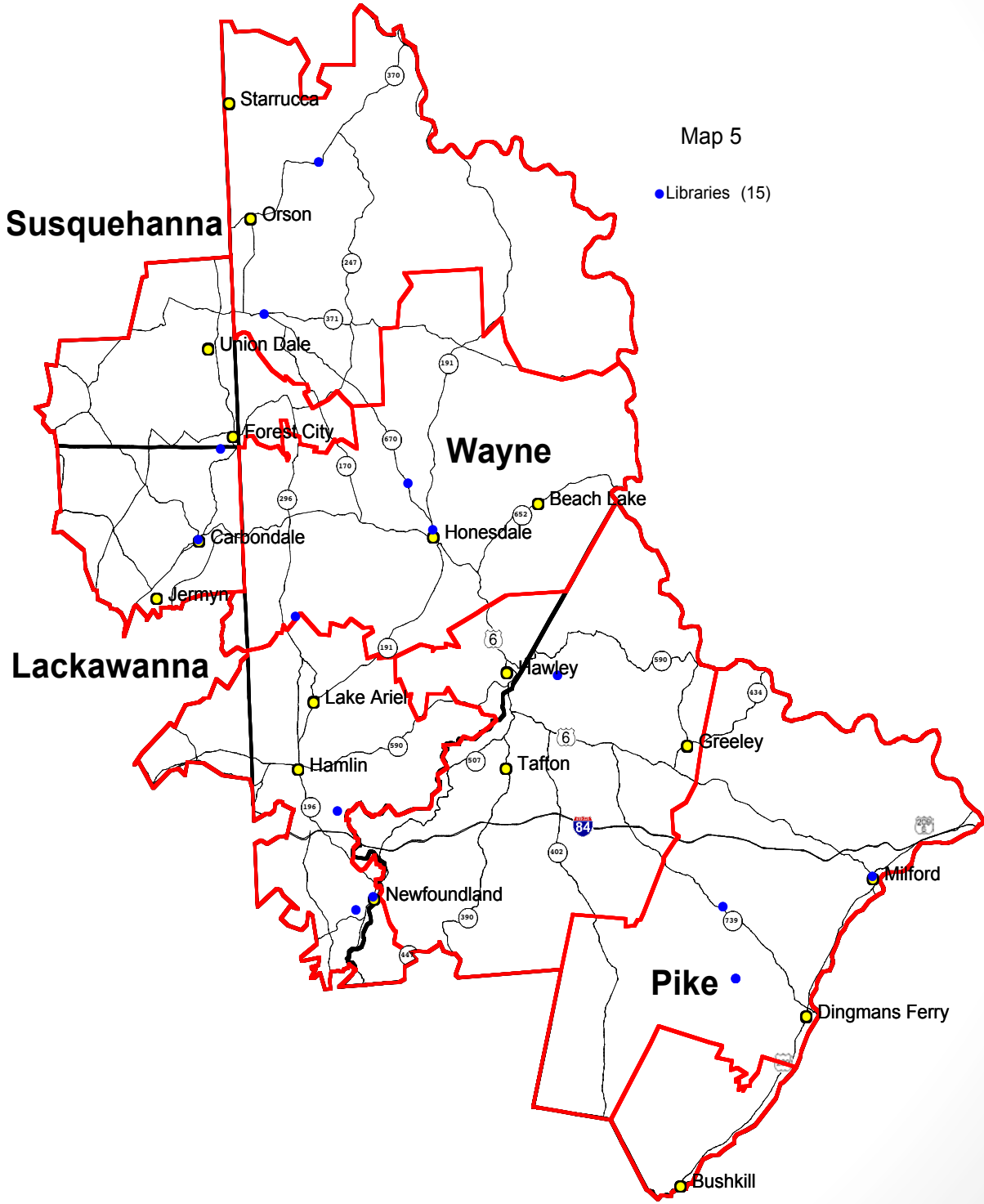
d. Churches and Synagogues - Continued



## e. Libraries

<b>NAME</b>	<b>ADDRESS</b>	<b>CITY</b>	<b>SIC1 Description</b>	<b>PWA Comm.</b>
Carbondale Public Library	5 N Main St	Carbondale	LIBRARIES-PUBLIC	CA
Forest City Library	531 Main St	Forest City	LIBRARIES-PUBLIC	CA
Delaware Township Library	Wilson Hill Rd	Dingmans Ferry	LIBRARIES-PUBLIC	PE
Delaware Twp Library Assn	RR 739	Dingmans Ferry	LIBRARIES-PUBLIC	PE
Pike County Public Library	100 Bond CT	Milford	LIBRARIES-PUBLIC	PE
Pike County Public Library	119 E Harford St	Milford	LIBRARIES-PUBLIC	PE
Hawley Public Library	102 Main Ave	Hawley	LIBRARIES-PUBLIC	PW
Bethany Public Library	8 Court St	Bethany	LIBRARIES-PUBLIC	WC
Wayne County Public Library	1406 N Main St	Honesdale	LIBRARIES-PUBLIC	WC
			SPECIAL INTEREST	
St Patriarch Tikhon Library	178 Saint Tikhons Rd	Waymart	LIBRARIES	WC
Northern Wayne Community Lbrry	11 Library Rd	Lakewood	LIBRARIES-PUBLIC	WN
Pleasant MT Public Library	375 Great Bend Tpke	Pleasant Mount	LIBRARIES-PUBLIC	WN
Salem Public Library	518 Easton Tpke	Hamlin	LIBRARIES-PUBLIC	WS
			SPECIAL INTEREST	
Cinema Arts Inc	207 Lincoln Green Ln	Newfoundland	LIBRARIES	WS
Newfoundland Public Library	954 Main St	Newfoundland	LIBRARIES-PUBLIC	WS

e. Libraries - Continued





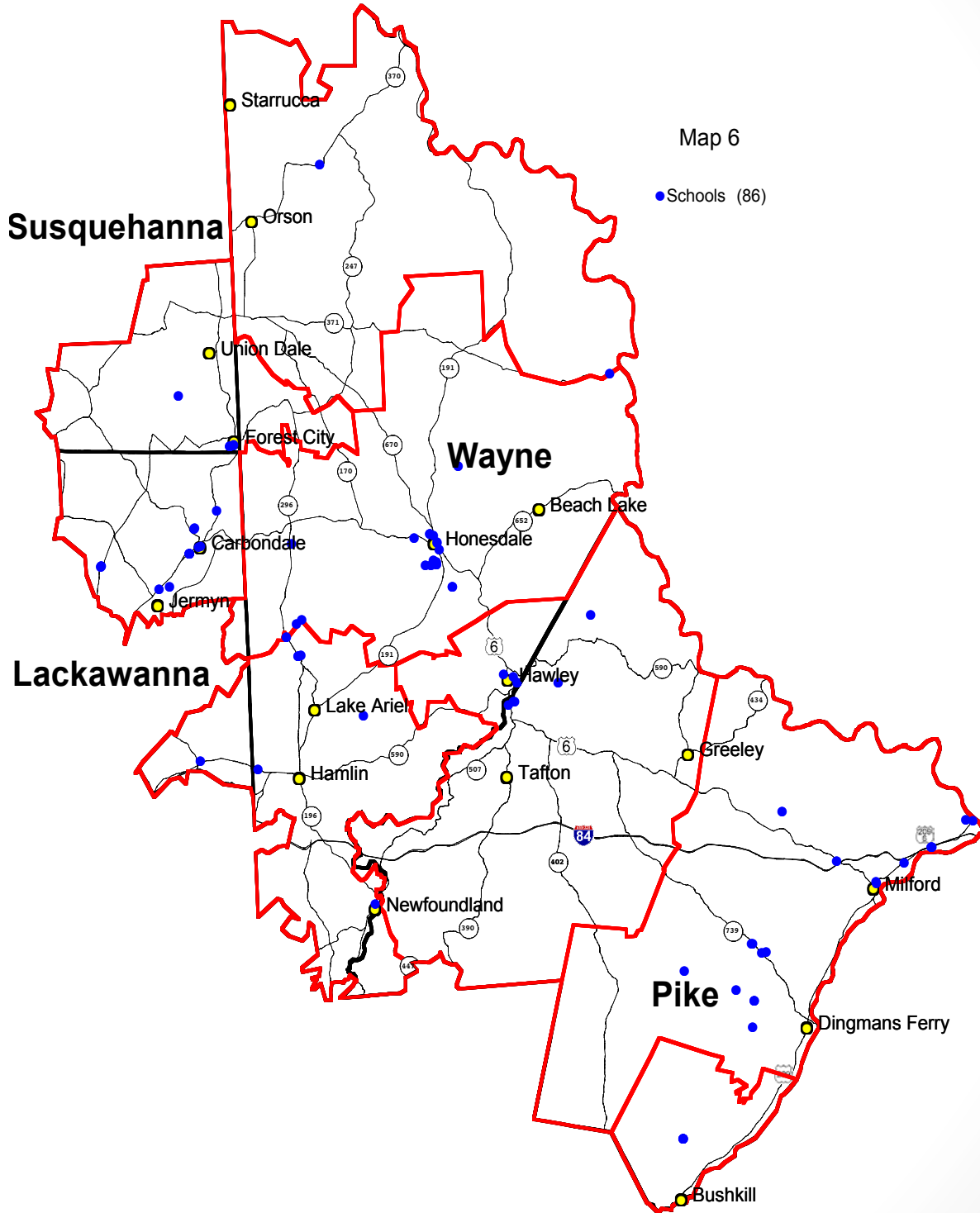
## f. Schools

NAME	ADDRESS	CITY	SIC1 Description	PWA Comm.
Carbondale Area High School	101 Brooklyn St	Carbondale	SCHOOLS	CA
Carbondale Area Jr Sr High	101 Brooklyn St	Carbondale	SCHOOLS	CA
Carbondale Board of Education	101 Brooklyn St	Carbondale	SCHOOLS	CA
Carbondale Elementary School	101 Brooklyn St	Carbondale	SCHOOLS	CA
Fell Charter School	777 Main St	Carbondale	SCHOOLS	CA
St Rose Annex	80 Terrace St	Carbondale	SCHOOLS	CA
Forest City High School	100 Susquehanna St	Forest City	SCHOOLS	CA
Forest City Regional School	100 Susquehanna St	Forest City	SCHOOLS	CA
Forest City Regl Elementary	100 Susquehanna St	Forest City	SCHOOLS	CA
Forest City School Supt	100 Susquehanna St	Forest City	SCHOOLS	CA
Jd Transportation Inc	342 Main St	Forest City	SCHOOLS	CA
Lakeland Elementary School	1333 Lakeland Dr	Scott Twp	SCHOOLS	CA
Lakeland Junior-Senior High	1355 Lakeland Dr	Scott Twp	SCHOOLS	CA
Lakeland School District	1355 Lakeland Dr	Scott Twp	SCHOOLS	CA
Mayfield Elementary School	501 Linden St	Mayfield	SCHOOLS	CA
Elkdale Baptist Church	45 State Route # 2014	Clifford Twp	CHURCHES	CA
Bushkill Elementary School	131 N School Dr	Dingmans Ferry	SCHOOLS	PE
Delaware Valley Adult Educ	258 Route 6 and 209	Milford	SCHOOLS	PE
Delaware Valley Elementary	244 Route 6 and 209	Milford	SCHOOLS	PE
Delaware Valley High School	252 Route 6 and 209	Milford	SCHOOLS	PE
Delaware Valley Middle School	258 Route 6 and 209	Milford	SCHOOLS	PE
Delaware Valley School Dist	236 Route # 6	Milford	SCHOOLS	PE
Dingman-De Primary School	1375 Route # 739	Dingmans Ferry	SCHOOLS	PE
Dingman-Delaware Middle School	1365 Route # 739	Dingmans Ferry	SCHOOLS	PE
East Stroudsburg High School	279 Timberwolf Dr	Dingmans Ferry	SCHOOLS	PE
East Stroudsburg School	151 N School Dr	Dingmans Ferry	SCHOOLS	PE
John Hendersson Flight Training	134 Bayberry Dr	Dingmans Ferry	AIRCRAFT SCHOOLS	PE
Milford Montessori-St Patrick	111 E High St	Milford	PRE-SCHOOLS	PE
New Life Christian Fellowship	205 Avenue G	Matamoras	CHURCHES	PE
Pocono Environmental Ctr	538 Emery Rd	Dingmans Ferry	EDUCATION CENTERS	PE
Pocono Environmental Edu Ctr	538 Emery Rd	Dingmans Ferry	NATURE CENTERS	PE
Shohola Elementary School	940 Twin Lakes Rd	Shohola	SCHOOLS	PE
Colonial Northampton Iu	Bushkill Falls Rd	Bushkill	SCHOOLS	PS
Lehman Intermediate School	Bushkill Falls Rd	Bushkill	SCHOOLS	PS
K Hawley Ctr	500 Academy St	Hawley	SCHOOLS	PW
Lackawanna College	8 Silk Mill Dr # 300	Hawley	SCHOOLS	PW
Lackawanna College Lake Region	8 Silk Mill Dr	Hawley	SCHOOLS-BUSINESS & S	PW
North Primary School	158 Atlantic Ave	Hawley	SCHOOLS	PW
Treasure House Child Devmnt	17 Columbus Ave	Hawley	SCHOOLS	PW
Wallenpaupack Middle School	139 Atlantic Ave	Hawley	SCHOOLS	PW
Wallenpaupack N Intermediate	187 Atlantic Ave	Hawley	SCHOOLS	PW
Wallenpaupack School Dist Supt	RR 6	Hawley	SCHOOLS	PW
Brookside School	491 Carley Brook Rd	Honesdale	SCHOOLS	WC
Central Wayne School	Lakeside Dr	Honesdale	SCHOOLS	WC
First Presbyterian Preschool	201 10th St	Honesdale	RELIGIOUS SCHOOLS	WC
Honesdale High School	459 Terrace St	Honesdale	SCHOOLS	WC
Lakeside Elementary School	129 Lakeside Dr	Honesdale	SCHOOLS	WC
Minerva Educational & Wellness	52 Deer Ln	Honesdale	EDUCATIONAL SERVICE	WC
Minerva Educational Ctr	52 Deer Ln	Honesdale	HOLISTIC PRACTITIONER	WC
Phoenix Learning Resources	910 Church St # 1	Honesdale	EDUCATION CENTERS	WC
St Dominic Academy	414 Church St	Honesdale	SCHOOLS	WC

## f. Schools - Continued

<b>NAME</b>	<b>ADDRESS</b>	<b>CITY</b>	<b>SIC1 Description</b>	<b>PWA Comm.</b>
Stourbridge Elementary School	123 Abc Dr	Honesdale	SCHOOLS	WC
Tml Aircraft	Cherry Ridge Airport	Honesdale	AIRCRAFT SCHOOLS	WC
Wayne Highlands Middle School	482 Grove St	Honesdale	SCHOOLS	WC
Wayne Highlands School Dist	474 Grove St	Bethany	SCHOOLS	WC
Wayne Highlands Special Educ	474 Grove St	Honesdale	SCHOOLS	WC
Robert D Wilson Elementary	74 Belmont St	Waymart	SCHOOLS	WC
St Tikhon's Seminary Devmnt	175 Saint Tikhons Rd	Waymart	SCHOOLS	WC
Damascus Elementary School	174 High School Rd	Damascus	SCHOOLS	WN
Preston Area School	1493 Crosstown Hwy	Lakewood	SCHOOLS	WN
Canaan Christian Academy	30 Hemlock Rd	Lake Ariel	SCHOOLS	WS
Jefferson Elementary School	825 Lions Rd	Jefferson Twp	SCHOOLS	WS
Scottie Swingle School Buses	462 Avoy Rd	Lake Ariel	SCHOOLS	WS
Tiny Tots Learning Group II	84 Mount Cobb Hwy II	Lake Ariel	CHILD CARE SERVICE	WS
Western Wayne High School	1970 Easton Tpke	Lake Ariel	SCHOOLS	WS
Western Wayne Middle School	1970 Easton Tpke	Lake Ariel	SCHOOLS	WS
South Elementary School	989 Main St	Newfoundland	SCHOOLS	WS
St Tikhon's Seminary Admnsttn	Saint Tikhons Rd	South Canaan	SCHOOLS	WS
Western Wayne School District	2132 Easton Tpke	South Canaan	SCHOOLS	WS

f. Schools - Continued



Your Notes